



Subjects Tasks

Now you can read as many books you want during the holidays. Click the link to the Virtual Library to access the books : [PS Virtual Library](#)

Week 1

- **Reading**

Read and complete the activities mentioned on the webpage.

https://www.oxfordowl.co.uk/api/digital_books/1347.html



- **Creative Writing**

Create a rainbow name for each of your family member. Use the letters of their names to tell about them. Start with your name. Write your name in the cloud. Write a word with each letter on a strip of paper and then color it too.

- **Grammar online activities**

Adjectives

Look at the picture.

What adjective could be added to the sentence?

<https://www.educationquizzes.com/us/elementary-school-1st-and-2nd-grade/english-language-arts/grade-1-language-adjectives-common/>

Week 2

- **Reading**

Enjoy reading or listening to the audio book. Complete the activities mentioned on the webpage.

<https://www.oxfordowl.co.uk/api/interactives/33553.html>

English

- **Creative Writing**

A cooking trip to your kitchen with your mother

Try a new recipe that your family would love to eat and note down all the steps on a piece of paper. Don't forget to put title on the top, write the ingredients and use of sequencing words.

The image shows a template for a recipe card. It has three main sections: 'Description' at the top with a blank line for a title and two lines for text; 'Ingredients' in the middle with a list of five blank lines and a small illustration of a bowl, whisk, and other kitchen items; and 'Method' at the bottom with two numbered steps (1) and 2) and blank lines for text.

- **Grammar online activities**

Tenses- form of verbs

<https://www.gamestolearnenglish.com/perfect-tense-game/>

Week 3

- **Reading**

Enjoy reading or listening to the audio book. Complete the activities mentioned on the webpage.

<https://www.oxfordowl.co.uk/api/interactives/33407.html>

- **Creative Writing**

Poem Writing

Compose your own poem on the topic “mother”, use rhyming words to make it interesting and also give it a nice layout. You may use the words from the word bank

care, best , rest , cook, food, mood , love, together , bless, happiness, pray, day, smile

- **Grammar online activities**

Tenses- form of verbs

<https://www.gamestolearnenglish.com/perfect-tense-game/>

Week 4

- **Reading**

Enjoy reading or listening to the audio book. Complete the activities mentioned on the webpage.

<https://www.oxfordowl.co.uk/api/interactives/33162.html>

- **Creative Writing**

Explanatory text

<https://kids.nationalgeographic.com/animals/birds>

Look for your favorite bird and read about it. Write an explanatory text of 5-10 lines about it, on a loose sheet paper. Try to add basic information i.e name, where do they live, food they eat and then add any of the interesting things you liked about it.

- **Grammar online activities**

Construct sentences

<https://www.gamestolearnenglish.com/bubbles-english/>

1. Topic: Fact family (Addition and Subtraction)

- ❖ Task # 1: Video watching

<https://youtube/tEGjEeBmSRc>

- ❖ Task # 2: Online Quiz

<https://www.ixl.com/math/grade-1/related-addition-facts>

- ❖ Task # 3: Written task(on loose sheet)

Q: Make number facts by using the following numbers.

★ 13, 7, 6

★ 7, 5, 12

★ 10, 8, 18

2. Topic: Number Patterns

- ❖ Task # 1: Video watching

<https://youtu.be/GddAGHgH1IM>

- ❖ Task # 2: Online Quiz

<https://www.ixl.com/math/grade-1/skip-counting-patterns-with-tables>

Math

❖ Task # 3: Written task(on loose sheet)

Q: Complete the number patterns.

★ 3,6,9,12.....

★ 4,8,12,16.....

★ 5,10,15,20.....

★ 6,8,10,12.....

★ 9,12,15,18.....

3. Topic: Time

❖ Task # 1: Video watching

<https://youtu.be/HrxZWNu72WI>

❖ Task # 2: Online Quiz

<https://www.mathgames.com/skill/1.17-reading-clocks>

❖ Task # 3: Written task.

Q1: Make your vacation time table.

4. Topic: Time

❖ Task # 1: Video watching

https://youtu.be/Kj_tZ5sRf3M

❖ Task # 2: Online Quiz

<https://www.ixl.com/math/kindergarten/match-analog-and-digital-clocks>

❖ Task # 3: Project

Project- Make a clock from recycled material.

5. Topic: Measuring Length

❖ Task # 1: Video watching

<https://youtu.be/2wUsdsae0ro>

❖ Task # 2: Online Quiz

<https://www.funbrain.com/games/measure-it>

❖ Task # 3: Activity

Measure the length of your math book, diary and pencil box and write in cm also tell which one is the longest.

6. Topic: Adding Money



❖ Task # 1: Video watching





<https://www.youtube.com/watch?v=YQWaZogHzgo>



❖ Task # 2: Online Quiz


<https://www.ixl.com/math/grade-1/names-and-values-of-common-coins>




❖ Task # 3: Written task (note down the questions on loose sheets and solve.)

Sandeep bought a  for and a  for .
He Spent Rs altogether.

John bought    for . If she bought  . She
Would spend Rs

The cost of  is . For . Lucy can
buy  .

Ted had . He spent on a  .
He has Rs left.

A  Cost . Sid bought   .
He Paid Rs

7. Topic: Change in Money

❖ Task # 1: Video watching

<https://youtu.be/wXbDhAX-nRc>

❖ Task # 2: Online Quiz

<https://www.mathgames.com/skill/2.28-add-and-subtract-money-up-to-1>

❖ Task # 3: Written task.

Calculate the change for each set of items you buy.

					
\$2.00	\$2.85	\$1.60	\$2.40	\$3.25	\$3.59

Ahmed has \$5 .How much change will he get if he buys?

- a) scale and scissor c) tape and glue
b) pen and diary d) glue and pen

8. Topic: 2D shapes

❖ Task # 1: Video watching

<https://www.youtube.com/watch?v=VAWaV1upv6E>

❖ Task # 2: Online Quiz

<https://www.educationquizzes.com/ks1/maths/year-2-shapes-describing-2d-shapes/>

❖ Task # 3: Written task.

Draw five 2D shapes and write their names.

9. Topic: Fraction

❖ Task # 1: Video watching

<https://www.youtube.com/watch?v=362JVVvgYPE>

❖ Task # 2: Online Quiz

<https://www.mathgames.com/skill/1.9-identify-fractions-of-shapes>

❖ Task # 3: Written task.

Draw shapes to show $\frac{1}{2}$ $\frac{1}{4}$ $\frac{3}{4}$ of fractions.

Urdu

ہفتہ نمبر 1

پہلی سرگرمی: جملے پڑھ کر جملوں میں موجود شرارتی نو حروف پر دائرہ لگائیں۔

۱: احمد ایک نیک اور نمازی بچہ ہے۔	۲: ابو دقتر سے واپسی پر امرود اور انار لائے۔
۳: دادا جی روزانہ مسجد جاتے ہیں۔	۴: وارث اور حارث دوڑتے ہیں۔
۵: سرسوں کے پھول ذرد ہیں۔	۶: امی، کھانا پکاتی ہیں۔

دوسری سرگرمی: چار حرفی الفاظ مکمل کریں۔

با۔۔۔۔۔۔۔۔۔۔	گھو۔۔۔۔۔۔۔۔۔۔	رو۔۔۔۔۔۔۔۔۔۔
چا۔۔۔۔۔۔۔۔۔۔	دھو۔۔۔۔۔۔۔۔۔۔	طو۔۔۔۔۔۔۔۔۔۔

تیسری سرگرمی: جملے پڑھیں اور بھاری حروف ڈھونڈ کر لکھیں۔

ذاکر گھر والوں کا بہت لاڈلا بچہ ہے۔ وہ صبح سویرے اُٹھ جاتا ہے اور نماز کے بعد سیر کو جاتا ہے۔
 نہاد ہو کر، ناشتے میں دودھ کے ساتھ انڈہ کھاتا ہے۔ بستہ سنبھالے سکول کی طرف جاتا ہے۔
 وہ بچوں کے ساتھ کھیلتا ہے۔ رات کے وقت تھوڑی دیر ٹیلی ویژن دیکھ کر سو جاتا ہے۔

ہفتہ نمبر 2

پہلی سرگرمی: شجر کاری

پودا لگائیں اور پودے کو بڑھنے کے لیے جن چیزوں کی ضرورت ہوتی ہے پودے کی تصویر چسپاں کر کے ان چیزوں کے نام لکھیں۔
 دوسری سرگرمی: دیئے گئے الفاظ کے ہم آواز الفاظ معنے میں سے ڈھونڈیں۔

نیک	جیت	رنگ	راج	جو	جالی	ہم	بات	گول	لاتا
-----	-----	-----	-----	----	------	----	-----	-----	------

ج	ت	ر	ا	ج	ک	م
ا	و	ا	گ	م	و	ا
ت	ن	گ	و	ہ	ط	غ
ا	ب	ی	ل	ر	ن	م
م	ل	ت	ا	ج	ب	چ
س	ڑ	و	ی	ش	و	غ
ت	ط	ض	ک	ا	ل	ی
ا	ظ	س	ن	ل	ن	ا
ج	ا	ن	ک	و	ف	ا

تیسری سرگرمی: آئیے کہانی پڑھتے / یا کسی بڑے سے سنتے ہیں۔

ننھی چیونٹی

ایک ننھی سی چیونٹی جو اپنی کمر پر ایک پتالے کرا ایک دیوار پر چڑھنے کی کوشش کر رہی تھی مگر وہ بار بار نیچے گر جاتی۔ بار بار گرنے کے باوجود دیوار پر چڑھنے کی کوشش کرتی رہی۔ کئی بار تو وہ دیوار کے آخری سرے کے بہت ہی قریب پہنچ جاتی مگر پھر نیچے گر جاتی اور دوبارہ سے دیوار پر چڑھنے کی کوشش میں لگ جاتی۔ آخر کئی بار کوشش کرنے اور اللہ سے مدد مانگنے کے بعد وہ کامیاب ہو گئی اور دیوار پر چڑھ کر فخر کرنے کے بجائے اللہ کا شکر ادا کیا۔

اس کہانی سے آپ نے کیا سیکھا؟ دو جملوں میں لکھیں۔



پہلی سرگرمی: دی گئی مثال کو دیکھتے ہوئے الفاظ کے آخری حرف سے نئے الفاظ بنائیں۔

نیالفظ	نیالفظ	الفاظ
تالا	شربت	بارش
		درخت
		بادل
		پانی
		آسمان

دوسری سرگرمی:

حصہ ۱: پھل اور سبزیوں کے نام الگ کریں۔

آم، کیلا، آلو، پیاز، ٹماٹر، تربوز

سبزیاں	پھل

حصہ ۲: آم کی تصویر بنا کر اس کے بارے میں تین سے پانچ جملے لکھیں۔

تیسری سرگرمی: آج کا دن کیسے گزارا؟ اپنے آج کے دن کا احوال ۵ جملوں میں بیان کریں۔

پہلی سرگرمی: فہرست بنائیں۔

دیئے گئے حروف سے شروع ہونے والے الفاظ سے بنائیں ایک مزے دار فہرست۔

پھل / سبزی	جگہ	چیز	نام	
				ا
				ج
				م

دوسری سرگرمی:

اللہ نے ہمیں بے شمار نعمتیں عطا کی ہیں، جن کے بغیر ہم زندہ نہیں رہ سکتے، آئیے اللہ کی دی ہوئی ان نعمتوں کا شکر ادا کریں۔ ان نعمتوں میں سے کچھ سے متعلق دی گئی پہیلیاں بوجھیں اور ان اشیاء کی تصاویر بنا کر نام لکھیں۔

وہ خود چکھے نہ خود کھائے پھل وہ سب اوروں کو کھلائے
بارش برسا نا کام میرا بچو بتاؤ نام میرا
دن میں آئے، رات میں جائے ہر طرف یہ روشنی پھیلائے

تیسری سرگرمی: تخلیقی لکھائی

اپنے پسندیدہ موسم کے بارے تین سے پانچ جملے لکھیں۔

Week: 1

Biology

- Unit 1: Going outside

Activity 1

- Topic: Different places to live

In this topic we learnt about environment. Different animals and plants live in different environments. Select one of your favorite habitats and use a shoe box to make the project. Here is an idea for the Arctic and Antarctic animals and their natural habitats.



<https://www.firstpalette.com/craft/polar-habitat-diorama.html>

Activity 2

Science

- Topic: Our Weather

In this topic we learned about weather. It does not remain the same all time. Recall all the weather conditions with your parents and make a weather wheel.



<https://www.steampoweredfamily.com/activities/kids-weather-station-activity>

Activity 3

- Topic: Can we care for our environment?

In this topic we learned and explored the ways to care for our environment. **Recycling** is one way of keeping our environment clean. Discuss with your parents how we can recycle different materials. Have fun and create your bird feeder to help the birds in the summer season. So let's revive the Sunnah and feed the birds.

The Companions said, "OH Allah's Messenger! Is there a reward for us in serving the animals?" He replied: "There is a reward for serving any living being." (Bukhari)



<https://earth911.com/home-garden/7-diy-recycled-bird-feeders/>

Week:2

Chemistry

Activity 1

Unit 2: Looking at rocks

- Topic: Types of rocks

In this topic we learnt about different types of rock and their properties. It is always fun to explore and observe the nature. Take a round of your garden and collect different types of rocks. Sort the collected rocks in terms of their properties and share your observation with your parents. Record your observations on a piece of paper in which you can mention name, color and texture of the rock.



<https://rhythmsofplay.com/sorting-classifying-rocks-geology-kids/>

Activity 2

Unit 2: Looking at rocks

- Topic: Soil

In this topic we learnt about what is soil, types of soils and things we find in the soil. Be a scientist and observe the soil closely. Conduct the following experiment and find the things inside the soil.



http://www.soilnet.com/dev/page.cfm?pageid=casestudies_jamjar&loginas=anon_casestudies

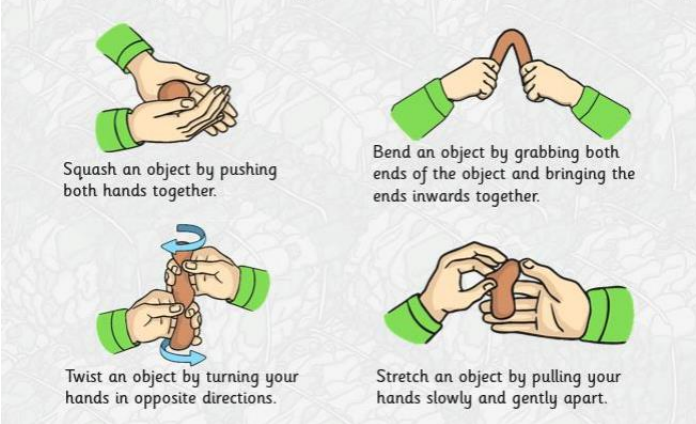
Activity 3

Unit 3: Changing materials

- Topic: Materials changing shape

In this topic we learnt about how materials change their shape by bending, twisting, stretching and squashing.

Squashing, Bending, Twisting and Stretching



Attempt the following online quiz to check your understanding.

<https://www.educationquizzes.com/us/elementary-school-1st-and-2nd-grade/science/forces-changing-shape/>

Week:3

Physics

Activity 1

Unit 4:Light and dark

- Topic: Light sources

In this topic we learnt about different light sources and how do they produce light.

Attempt the following quiz to check your understanding about different light sources.

<https://www.educationquizzes.com/us/elementary-school-1st-and-2nd-grade/science/energy-light-and-dark/>

Activity 2

Unit 4:Light and dark

- Topic: Making shadows

In this topic we learnt about how shadows are made when the object blocks the light. We also learnt that shadows have no colors and details. Have a fun activity of drawing shadows.



<https://www.rookieparenting.com/shadow-drawing/>

Activity 3

Unit 5:Electricity

- Topic: Electricity around us

In this topic we have learnt that electricity is all around us. It powers our lights, charges our phones, and helps keep us warm. Electricity is a form of energy that can give things the ability to move and work.

Attempt the following online quiz to check your understanding about the electricity.

<https://www.educationquizzes.com/us/elementary-school-1st-and-2nd-grade/science/energy-electricity/>

Week:4


Physics

Activity 1

Unit 4:Light and dark

- Topic: Making circuit

In this topic we learnt about a simple circuit, its components and how does it work. Make a simple circuit with the help of your parents and have fun together.



<https://learning-center.homesciencetools.com/article/circuit-science-projects-for-elementary/>

Activity 2

Unit 6: The Earth and the Sun
Topic: Day and night

In this topic we learnt that how do we get day and night when the Earth spins.

Attempt the following online quiz to check your understanding of day and night.



<https://www.educationquizzes.com/us/elementary-school-1st-and-2nd-grade/science/seasons-and-weather-day-and-night/>

Activity 3

Unit 6: The Earth and the Sun

- Topic: Changing shadows

In this topic we learnt that how shadows change as the Earth spins. The size of the shadow is different at different times of the day. Go out to observe the Sun at different times. Use a chalk to draw your shadows during different positions of the Sun. Record your observations in your observation booklet.

<http://www.peepandthebigwideworld.com/en/educators/curriculum/center-based-educators/shadows/activity/stand-alone/522/long-and-short-shadows/>

Arabic

- Enjoy listening and watching to the story then write the meanings of - خرج - العمل - في - من -

<https://youtu.be/GFJATd868il>

- Learn and enjoy the following Nasheeds:

قراني <https://youtu.be/C7jugYeclGU>

صلواتي <https://youtu.be/9HEi4MQntbc>

يا مدرستي <https://youtu.be/Boj1-9YsFw4>

- Make a mini booklet on words opposite from the Madinah Arabic Reader, page. 17-18.
- Make a wall hanging on the topic “My Family” by using pronoun (he) هُوَ and (she) هِيَ.
Write small sentences about family members
e.g هُوَ أَبٌ – هِيَ أُمٌّ

- Make sentences of these words on loose sheets.

Meanings	Words
the chair	الْكُرْسِي
the bag	الْحَقِيْبَة
the director	الْمُدِير
the father	الْأَب
the page	الْوَرَق
the sky	السَّمَاء
the street	الشَّارِع

Make a 3-D model of house بَيْتٌ and label all the things in Arabic. (Related vocabulary is given below)

Meanings	Words
chair	كُرْسِي
bed	سَرِير
door	بَاب
toilet	مِرْحَاض
clock	سَاعَة
kitchen	مَطْبَخ
room	عُرْفَة

- Here is the link to listen Surah tu Naas then write the (Prepositions) حروف جر (في – من- على - إلى use in the surah on loose sheet.

<https://youtu.be/9epHGxd6pOA>

- Do the reading practice with the help of the link given below

<https://www.youtube.com/watch?v=JhY6llTOd4U>

- Make the Sun and Moon on the loose sheet and write Sun and Moon letters in it. (ref:page.24)
- To recall how to greet and introduce yourself watch the given link. Practice this dialogue with at least 5 friends or family members.

<https://www.youtube.com/watch?v=3MaFl9UclS>

Islamic
Education

1. Homework for Parents:

- Practice and reinforce the following with your child to help him/her develop and remember the good habits during summer break:
 - Salam with a smile
 - Personal hygiene(Wudhu/Ablution)
- Learn the important virtues of Masjid Al Aqsa and discuss it with your child.

2. Homework for Students:

- Discuss and write down any three etiquettes of visiting a mosque.
- Make or draw a model of the Pillars of Islam.
- Make a booklet of Do's and Don'ts of Dhul Hijjah.

QRM

1. Make a poster explaining the attributes for the letters ك ، ع ، ب ، خ from Surah Al-Adiyat.

2. Spot Leen letters in Surah At-Takasur and record the identified words in your voice.

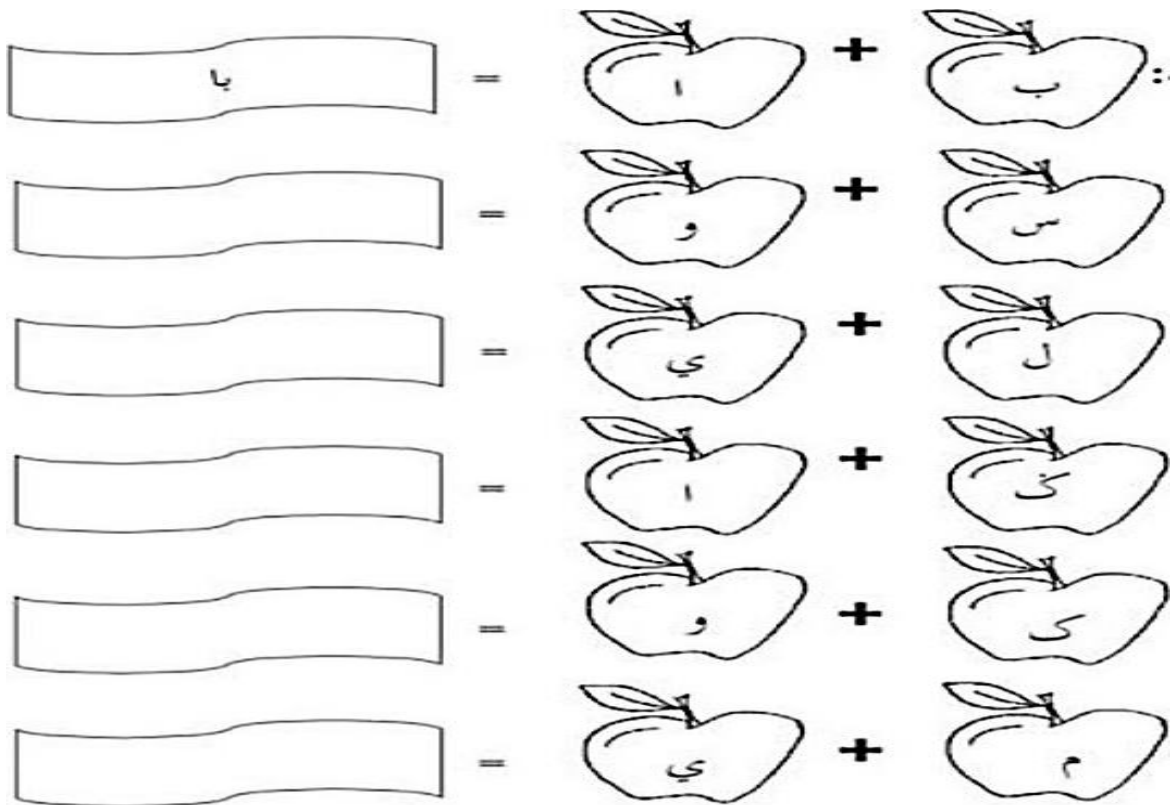
3. Make a house with 4 windows of a chart paper. Write heavy letters, whistling sound letters, Throat letters and the letters emitted from the lips inside each window.

4. Make flash cards for any six words from Takhti # 11 (Exercise: Sukoon)

5. Complete the missing blocks of the table.

Makhraj	Letter	Makhraj	Letter
Circling of lips	?	?	ث ذ ظ
?	غ ، خ	Emitted from the top part of the throat	?
Emitted while joining the dry parts of the lips together	?	?	ف

Join the letters to make Huroof-e-Madda.



Encircle the bouncy letters with pink color.



Arrange an event for Qira'at competition.
Follow the tasks given below:-

Invite your parents, cousins and siblings for the event.
Ask them to prepare Surah Al-Qariyah. to recite in the competition.
Make gift hampers to award the winners.
Crowns and badges may be designed to make the event more colorful.
Food may be served at the end of the event

Save the recordings of the events and activities in an usb

Note: Kindly use A4 or loose sheets for writing tasks.

Kindly copy this table on your notebook and mark a tick () once you are done with the task.

Name: _____		Grade: ____
Sec: ____		
Online tasks completion status		
Subject	Tasks	Status