



AlHuda International School

Grade II



SUMMER BREAK HOMEWORK

Subjects	Tasks
English	<p>Now you can read as many books you want during the holidays. Click the link to the Virtual Library to access the books :PS Virtual Library</p> <p><u>Week 1</u></p> <ul style="list-style-type: none">• <u>Reading</u>: Read and complete the activities mentioned on the webpage. Finn MacCool and the Giant's Causeway https://www.oxfordowl.co.uk/api/digital_books/1262.html• <u>Creative Writing</u>: Make interesting sentences for the following words. tomorrow, camera, windy, please, learning• <u>Grammar</u> <p>Topic: Speech Marks</p> <p>In this part of speech sorting game, students are asked to sort nouns, verbs, and adjectives into the correct backpacks. What kind of word is "slow"? How about "ate," "leg," or "happy"?</p> <p>https://www.education.com/game/parts-of-speech-sorting/</p> <p><u>Week 2:</u></p> <ul style="list-style-type: none">• <u>Reading</u> Read and complete the activities mentioned on the webpage. The Champion's Cup https://www.oxfordowl.co.uk/api/interactives/24611.html

- Creative Writing:

Crazy story: Summer

Open the writing prompt by clicking this link and with the help of it write about Summer on your sheets.

<https://cdn.education.com/worksheet-image/381937/crazy-story-summer-grammar-travel.gif>



- Grammar

Topic: Synonyms

Choose words from the list and match them with words that have similar meanings (synonyms)

<https://www.funenglishgames.com/quizzes/synonyms.html>

Week 3

- Reading

Read and complete the activities mentioned on the page.

Cornflake Coin

https://www.oxfordowl.co.uk/api/digital_books/1235.html

- Creative Writing:

Topic: Favorite Food Opinion Writing

Open the writing prompt by clicking this link and with the help of it write about your favorite food on your sheets.

<https://cdn.education.com/worksheet-image/1727489/favorite-food-opinion-writing.gif>



- Grammar:

Topic: Verb

Read the sentence and write down which word do you think is a verb.

<https://www.funenglishgames.com/quizzes/verbprintable.html>

Week 4:

- Reading

Read and complete the activities mentioned on the webpage.

Hide and Cheat

https://www.oxfordowl.co.uk/api/digital_books/1275.html

- Creative Writing:

Topic: Comprehension

In this worksheet, you will read a paragraph about sharks, and then find the main idea and write it in your own words, along with a concluding sentence.

<https://www.education.com/download/worksheet/69103/find-main-idea-shark.pdf>

- Grammar

Topic: Adjectives

Read the sentence and write down which word do you think is an adjective.

<https://www.funenglishgames.com/quizzes/adjective.html>

پہلی سرگرمی: مندرجہ ذیل متن کی پڑھائی کریں۔



یہ اسلم کا گھر ہے۔ وہ اپنے امی، ابو کے ساتھ یہاں رہتا ہے۔ اس گھر میں اس کے دادا، دادی اور بہن، بھائی بھی رہتے ہیں۔ یہ سب آپس میں مل جل کر پیار محبت سے رہتے ہیں اور ایک دوسرے کا خیال رکھتے ہیں۔ اسلم اپنے نانا، نانی سے بھی بہت پیار کرتا ہے۔ وہ سکول سے چھٹیاں ملنے پر دوسرے شہر ان سے ملنے بھی جاتا ہے۔ نانا، نانی کا گھر گاؤں میں ہے۔ ان کے گھر ماموں، ممانی کے بچے بھی ہوتے ہیں۔ سب بچے آپس میں مل کر کھیلتے ہیں۔ خالہ جان کا گھر بھی نانی کے گھر کے پاس ہی ہے۔ اسلم گاؤں جا کر خوب لطف اندوز ہوتا ہے۔

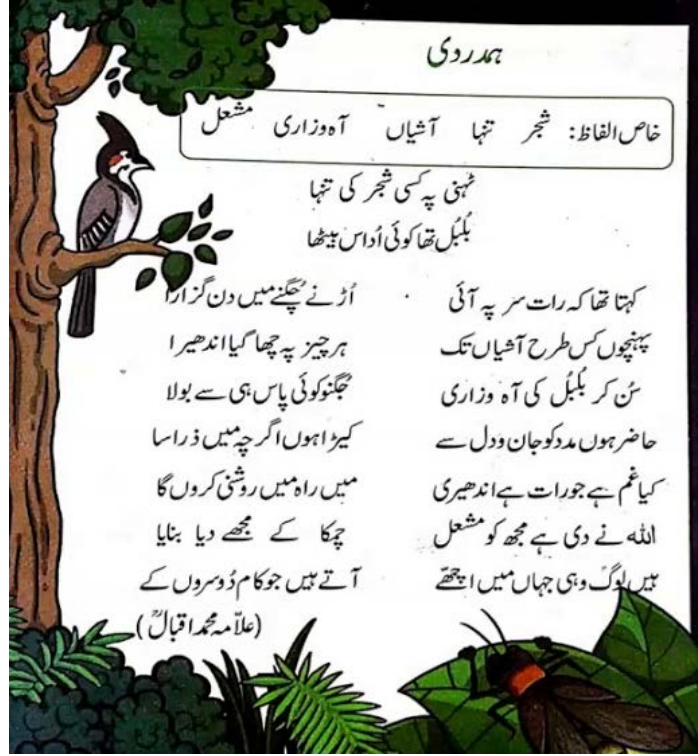
Urdu

دوسری سرگرمی: متن میں سے ۵ مذکر مونث الگ کر کے خوش خط لکھیں۔

مذکر	مونث

تیسری سرگرمی: تخلیقی لکھائی
"میرا گھر" کے متعلق ۸ جملوں پر مشتمل پیرا گراف لکھیں۔

پہلی سرگرمی: مندرجہ ذیل نظم کی پڑھائی کریں۔



دوسری سرگرمی: علامہ اقبال کی نظم "بچے کی دُعا" خوش خط لکھیں۔

تیسری سرگرمی: نظم "بچے کی دُعا" میں سے ہم آواز الفاظ پر دائرہ لگائیں۔

تیسرا ہفتہ

پہلی سرگرمی: مندرجہ ذیل اخلاقی سبق کو ذہن میں رکھتے ہوئے کہانی پڑھیں۔

"لاچ بُری بلا ہے"



ایک دفعہ کا ذکر ہے کہ ایک کتّا تھا۔ وہ گوشت کا ٹکڑا لیے ایک ندی کے پُل سے گزر رہا تھا، اس نے نیچے دیکھا، اُسے ندی کے پانی میں اپنا ہی عکس نظر آیا۔ وہ سمجھا کہ یہ کوئی اور کتّا ہے جس کے منہ میں گوشت کا ٹکڑا ہے، کتّا بہت لالچی تھا، اس نے دوسرا ٹکڑا بھی حاصل کرنا چاہا، وہ دوسرے کتے پر حملہ کرنے کے لیے بھونکا لیکن وہ تو صرف اس کا عکس تھا، جو نہی اس نے اپنا منہ کھولا، اس کا اپنا ٹکڑا بھی ندی میں گر گیا۔ اب اُس کے پاس کچھ نہ رہا۔ سچ ہے لالچ بُری بلا ہے۔

دوسری سرگرمی: مندرجہ بالا اخلاقی سبق کو ذہن میں رکھتے ہوئے اذخود کہانی لکھیں۔

کہانی لکھتے ہوئے کم از کم ۵ فعل کا استعمال کریں۔

چوتھا ہفتہ

پہلی سرگرمی: مندرجہ ذیل اخلاقی سبق کو ذہن میں رکھتے ہوئے کہانی پڑھیں۔

"غرور کا سر نیچا"

(کچھوے اور خرگوش کی کہانی)



ایک دفعہ کا ذکر ہے کہ کچھوے اور خرگوش میں دوڑ کا مقابلہ ہوتا ہے۔ دوڑ کے آغاز میں ہی خرگوش اپنی تیز رفتاری کی بنا پر کچھوے سے بہت آگے نکل جاتا ہے۔ مگر ہدف پر پہنچنے سے قبل خرگوش کو خیال آتا ہے کہ کچھوے تو ابھی بہت زیادہ پیچھے ہے، اس لیے اسے کچھ دیر درخت کے سائے میں لیٹ کر سست لینا چاہیے۔ لہذا وہ آرام کرنے لیتا ہے اور کچھ ہی دیر میں اس کی آنکھ لگ جاتی ہے۔ کچھوے بغیر ر کے آہستہ آہستہ چلتا رہتا ہے، یہاں تک کہ وہ سوئے ہوئے خرگوش سے آگے نکل جاتا ہے اور پھر ہدف تک پہنچ جاتا ہے۔ جب خرگوش کی آنکھ کھلتی ہے اور وہ دوڑ کر ہدف تک پہنچتا ہے تو دیکھتا ہے کہ کچھوے وہاں پہلے سے موجود ہے۔ اس طرح خرگوش اپنی تیز رفتاری کے باوجود یہ دوڑ ہار جاتا ہے۔

دوسری سرگرمی: مندرجہ بالا اخلاقی سبق کو ذہن میں رکھتے ہوئے اذخود کہانی لکھیں۔

کہانی لکھتے ہوئے کم از کم ۵ فعل کا استعمال کریں۔

Science

WEEK 1:

Strand: Chemistry

Activity 1:

<https://www.k5learning.com/worksheets/science/grade-2-plant-needs-a.pdf>

Strand: Biology

Topic: Plant needs


Skill: Identifying

Instructions: This is a pdf version of a worksheet which can be downloaded and students will identify the needs of plants for growth.

Fill in the blanks:

Plants need _____, _____, _____ and _____ to grow.

Where will the seeds grow better?



WEEK 2:

Activity 1:

strand: Biology and physics

<https://www.science-sparks.com/fun-science-facts/>

Topic: Fun science facts for kids.

Skill: Reading science facts

Instructions: Children will read facts about animals, humans, earth, water and sun.



Activity 2:

Strand: Biology


Topic: Butterfly life cycle

Skill: Creative use of recyclable items

Instructions:

This fun and creative activity helps children visualize a Butterfly Life Cycle by encouraging them to think of recyclable items to represent each stage of the cycle.

EGG - CATERPILLAR - CHRYSALIS - BUTTERFLY



WEEK 3:

Activity 1:

Strand: Biology

<https://www.k5learning.com/worksheets/science/grade-2-health-b.pdf>

Topic: Healthy habits worksheets

Skill: sorting good activities

Instructions: This is a pdf version of the worksheet which can be downloaded and students will choose the healthy activities.



Activity 2:

<https://www.science-sparks.com/why-is-the-sky-blue/>

Topic: Why is the sky blue?

Skill: Reading science facts

Strand: Physics

Instructions: Children will read the information about the sky.



WEEK 4:

Activity 1:

<https://www.sheppardsoftware.com/health/nutrition/food-groups-game/>

Strand: Biology

Topic: Food groups fun game

Skill: Identifying

Instructions: It's a fun game. Children will drag the food items according to their food groups.

Activity 2:

<https://www.sciencekids.co.nz/experiments/smelltaste.html>

Strand: Biology

Topic: Taste testing without smell



	<p>Skill: To explore senses Instructions: We all know that some foods taste better than others but what gives us the ability to experience all these unique flavors? This simple experiment shows that there's a lot more to taste than you might have first thought.</p>
<p>Islamic Education</p>	<ol style="list-style-type: none"> 1. Homework for Parents: <ol style="list-style-type: none"> a. Practice and reinforce the following acts with your child to help him/her become a better Muslim: <ol style="list-style-type: none"> ii. Salam with a smile iii. Personal hygiene(Wudhu/Ablution) b. Learn the important virtues of Masjid Al Aqsa and discuss it with your child. 2. Homework for Students: <ol style="list-style-type: none"> a) Discuss and write down any three etiquettes of visiting a mosque. b) Make or draw a model of the Pillars of Islam. c) Make a booklet of Do's and Don'ts of Dhul Hijjah.
<p>Arabic</p>	<ul style="list-style-type: none"> • Watch this video to learn the "Days of a week" in Arabic then write them in neat handwriting on the loose sheet. https://www.youtube.com/watch?v=Rve_6-voC70 • Read lesson 6 and write 5 words that go with هذا and 5 words which go with هذه (pg. 45-47) • Make a card of masculine and feminine of the given words. طَالِبٌ – طَيِّبٌ جَمِيلٌ – مَرِيضٌ – حَارٌّ – مُسَلِّمٌ – Be creative! (Ex.2,pg.47-48) • Read and discuss “Points To Remember ” with your parents on page.50-51 .Then write 5 examples of تلك – اسم اشارة للبعيد : ذلك (Ref: pg. 52-53) • Read and discuss “Points to Remember “ on page 69 and 70 with your parents then write 10 adjectives like جَدِيدٌ -كَبِيرٌ from page 62 and 63. • Revise the concept of pronouns by watching these video. Then add the pronouns يَدٌ - ابْنٌ -اسْمٌ -قَلَمٌ to the following words هَا - هُ - ي - ك to the following words يَدٌ - ابْنٌ -اسْمٌ -قَلَمٌ and write them on the sheet.

	<p>https://www.youtube.com/watch?v=57NuU2ITZGw</p> <p>https://www.youtube.com/watch?v=TrNzEfiAH2w</p> <ul style="list-style-type: none"> • Listening Skills: To improve the listening skills, listen to the Nasheed أركان الإسلام خمسة after listening write any 10 words on the sheet. <p>https://www.youtube.com/watch?v=vDX5_rTynK</p> <ul style="list-style-type: none"> • Listen to the Nasheed يا مدرستي and write your favorite words on the loose sheet. (any 5 words) <p>https://www.youtube.com/watch?v=wrbtmWZuhLw</p>
Math	<p>1. Topic: Fractions</p> <ul style="list-style-type: none"> • Task #1: Video <p>https://m.youtube.com/watch?v=362JVVvgYPE&t=9s</p> <ul style="list-style-type: none"> • Task#2: Online Game <p>https://www.splashlearn.com/math-skills/third-grade/fractions/model-fractions</p> <ul style="list-style-type: none"> • Task#3: Written (on loose sheets) <p>Draw diagrams to show the following fractions</p> <p>$\frac{2}{4}$ $\frac{5}{9}$ $\frac{3}{10}$</p> <p>2. Topic: Angles</p> <ul style="list-style-type: none"> • Task #1: Video <p>https://www.youtube.com/watch?v=QwJFFQhuOLO</p> <ul style="list-style-type: none"> • Task#2: online game <p>https://www.mathgames.com/skill/4.1-acute-right-obtuse-and-straight-angles</p> <ul style="list-style-type: none"> • Task#3: written task <p>Draw or make (with the help of toothpicks and play dough) five</p>

shapes with right, obtuse and acute angles.

3. Topic: Telling Time

- Task #1: Video

<https://www.youtube.com/watch?v=HrxZWNu72WI>

- Task#2: Online game

https://www.splashlearn.com/math-skills/third-grade/time/elapsed-time?replace_all=1

- Task#3: Project

Make your analogue clock at home by using:

Paper plate, Marker, Chart paper for minute and hour hand and pushpins.

4. Topic: 2D and 3D shapes

- Task # 1: Video

<https://youtu.be/61lZpLRnXUM>

- Task #2 Online quiz

https://www.splashlearn.com/math-skills/first-grade/geometry/three-dimensional-figures?replace_all=1

- Task # 3: Written (on loose sheets)

Look around for objects that have a three-dimensional shape. Draw or write their names any five of them.

5. Topic: Rounding to 10 and 100

- Task #1: Video

<https://youtu.be/PEXx6N9vgeU>

- Task#2: Online game

<https://www.splashlearn.com/math-skills/third-grade/number-sense/round-to-the-nearest-ten>

- Task #3: Written (on loose sheets)

Round these numbers to the nearest 10 and 100

56, 72, 153, 674, 849

6. Topic: Multiplying by 10

- Task #1: Video

<https://youtu.be/Ehd3cgRBvl0>

- Task#2: Online game

https://www.splashlearn.com/math-skills/third-grade/multiplication-facts/multiply-by-10?replace_all=1

- Task#3: Written Task

Solve the following sums by showing change in place values:

1. 35×10
2. 12×10
3. 23×10
4. 50×10
5. 15×10

7. Topic: Fractions

- Task #1: Video

<https://youtu.be/XjFQ8dpNItQ>

- Task#2: Online game

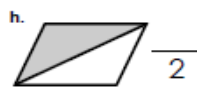
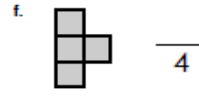
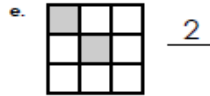
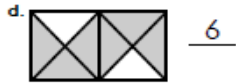
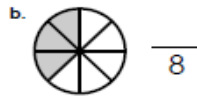
<https://www.splashlearn.com/math-skills/third-grade/fractions/identify-fractions?autoplay=1>

- Task#3: Written Task

Name: _____

Fractions

What fraction of each shape is shaded?
Write the missing numerator or denominator for each.



Super Teacher Worksheets - www.superteacherworksheets.com

Draw these shapes on a loose sheet and write the fractions.

8. Topic: Position and Directions

- Task #1: Video

https://www.youtube.com/watch?v=xLlzH_dSK-E

- Task#2: Online game

<https://quizizz.com/admin/quiz/5e9c21f6a582fa001b092e94/position-and-movement>

- Task#3: Written Task

Click the link below to solve the worksheet.

https://www.esprintables.com/vocabulary_worksheets/the_city/following_directions/Following_and_giving_direction_382068

9. Topic: Multiplication and Division

- Task #1: Video

<https://www.youtube.com/watch?v=HSvNV-yqVhM>

- Task#2: Online quiz

<https://quizizz.com/admin/quiz/5deced21621c0a001b74bed8/basic-multiplication-and-division-grade-2>

- Task#3: Written Task (solve the sums on loose sheet)

Division

$12 \div 2 =$	$36 \div 4 =$
$16 \div 4 =$	$21 \div 7 =$
$15 \div 3 =$	$45 \div 5 =$
$15 \div 5 =$	$18 \div 2 =$
$28 \div 7 =$	$54 \div 9 =$
$24 \div 6 =$	$49 \div 7 =$
$36 \div 9 =$	$30 \div 6 =$
$32 \div 8 =$	$35 \div 5 =$
$18 \div 9 =$	$28 \div 4 =$
$42 \div 7 =$	$27 \div 3 =$
Copyright © 2013 www.worksheetfun.com All rights reserved	

10. Topic: Money

- Task#1: Video

<https://www.youtube.com/watch?v=pJ8KwRztfFO>

Task#2: Online quiz

- <https://www.mathgames.com/skill/2.24-count-money>

Task#3: Online Quiz Practise money through an online quiz.

<https://letsplaymaths.com/Class-2-Money-Online-Test-2.html>

QRM

1. Make Eid-ul-Adha cards and write Dua upon sighting the crescent moon in beautiful calligraphy. Post them through WhatsApp group to your family and friends.
2. Make a Tajweed colored booklet illustrating the details of the following Topics:

- Throat letters
- Heavy letters
- Hard letters
- Letters emitted from lips
 - Huruf-e- Maddah
 - Whistling letters
 - Ghunnah letters

3: Spot and color the Wao Madd green.



4: Do word analysis of the following word. Record the voice to show the evidence.

نَفَعًا

5: Do breakup and joining of the word. Record the voice to show the evidence.

بَعَثَ

6: Arrange an event of Qira'at competition. Follow the below-given tasks,

- Invite your parents, cousins and siblings for the event.
- Ask them to prepare Surah Al-Inshirah. to recite in the competition.
- Make gift hampers to award the winners.

	<ul style="list-style-type: none"> • Crowns and badges may be designed to make the event more colorful. • Food may be served at the end of the event. <p>Save the recordings of the events and activities in an usb</p>
--	---

Note: Kindly use A4 or loose sheets for writing tasks.

Kindly copy this table on your notebook and mark a tick () once you are done with the task.

Name: _____		Grade: ____
Sec: ____		
Online tasks completion status		
Subject	Tasks	Status