



Subjects

Tasks

Now you can read as many books you want during the holidays. Click the link to the Virtual Library to access the books : [PS Virtual Library](#)

WEEK 1

Reading and speaking

Link

Red Planet

https://www.oxfordowl.co.uk/api/digital_books/1363.html

The Champions Cup

<https://www.oxfordowl.co.uk/api/interactives/24611.html>

Skills to be practiced



English

Writing (Fiction)



Use the starter and unveil your imagination

You are a candy bar on the shelf in the grocery store. Someone has just put you into their cart. Think about what other items might be in the cart with you.

Write a story about your adventure.....

Grammar and spelling

Grammar Practice Quiz For 3rd Grade!

https://www.proprofs.com/quiz-school/story.php?title=grammar-test_11

WEEK 2

Reading and speaking





Our Class Tiger

<https://www.oxfordowl.co.uk/api/interactives/12950.html>

Things that Sting

https://www.oxfordowl.co.uk/api/digital_books/1440.html

Skills to be practiced

SUMMARIZE 	DISTINGUISH BETWEEN FACT AND OPINION 	FIND FACTS AND DETAILS 	RECOGNIZE COMPARE AND CONTRAST 
--	---	---	---

Writing (Nonfiction)

Write a newspaper report about your favorite place. Include all the facts that you would like your readers to know.

Grammar and spelling

Use adjectives to compare

[IXL | Use adjectives to compare | 3rd grade language arts](#)

Capitalizing the names

[IXL | Capitalizing the names of people and pets and titles of respect | 3rd grade language arts](#)

WEEK 3

Reading and speaking


Escape of the giant chicken

https://www.oxfordowl.co.uk/api/digital_books/1254.html

The lazy giant

<https://www.oxfordowl.co.uk/api/interactives/27295.html>

Skills to be practiced



Writing (Poetry)

You have the ability to fly today. Where would you go and what would you do?

Write a poem describing your emotions and experiences as you fly in the world of your imagination.

Grammar and spelling

Third Grade Noun Quizzes - Turtle Diary

<https://www.turtlediary.com/quiz/identifying-a-noun-third-grade.html>

- Identifying a Noun Part 1
- Identifying Noun Form as Singular or Plural Part 1
- Identifying the Correct Plural of a Noun Part 2

WEEK 4

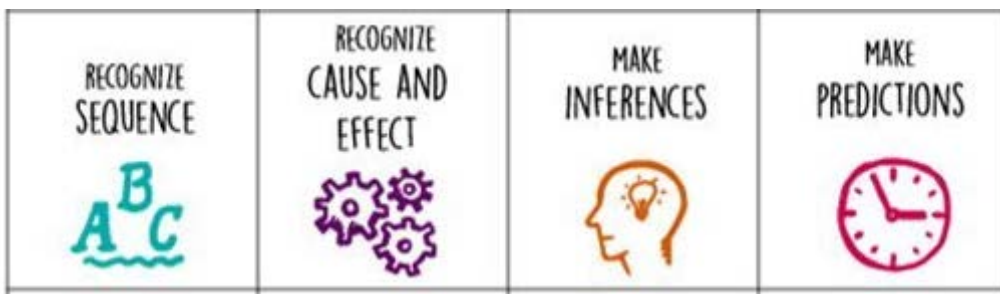
Reading and speaking

Beach Detectives

<https://www.oxfordowl.co.uk/api/interactives/22529.html>

The Crayfish Catchers

<https://www.oxfordowl.co.uk/api/interactives/22530.html>




Writing

Write the recipe of a cheese sandwich, elaborating all the steps.

A picture has been added for your ease.

How to make a cheese sandwich



Grammar and spelling

Third Grade Noun Quizzes - Turtle Diary

<https://www.turtlediary.com/quizzes/third-grade/noun.html>

- Identifying a Noun as Common or Proper In a Sentence Part 2
- Identifying the Possessive Noun
- Identifying Collective Nouns Part 2

حصہ پڑھائی:

مندرجہ ذیل کہانی پڑھیں۔



Urdu

ایک لومڑی بھوک کے مارے نڈھال پھر رہی تھی، وہ مایوس ہو کر ایک درخت کے نیچے بیٹھ گئی۔ اُس کی نظر اُوپر پڑی تو اُسے ایک کوّا نظر آیا جس کی چونچ میں پنیر کا ٹکڑا تھا۔ اُس نے دل میں سوچا کہ یہ پنیر کا ٹکڑا مجھے مل جائے۔ لومڑی نے کوئے کو مصروف کرنے کی ایک ترکیب نکالی اور کوئے سے باتیں کرنے لگی۔ وہ بولی، "کوئے میاں تمہارے پر کتنے چمکیلے ہیں اور تمہاری آواز کتنی سُریلی ہے۔ مجھے اچھا سا گیت تو سُناؤ۔ کوّا اپنی تعریف سُن کر بہت خوش ہوا اور کانیں کانیں کرنے لگا۔ جو نہی اُس نے چونچ کھولی پنیر کا ٹکڑا نیچے گرا۔ لومڑی نے جھٹ اُسے اٹھایا اور چٹ کر گئی۔

حصہ تخلیقی لکھائی:

پاکستان کے ہمسایہ ممالک کے بارے میں تو آپ جانتے ہی ہوں گے۔ چین ہمارا ہمسایہ ملک ہے۔

چین کے بارے میں آپ کیا جانتے ہیں؟

والدین کی مدد سے انٹرنیٹ سے معلومات حاصل کریں اور چین کے بارے میں ایک معلوماتی مضمون لکھیے، جس میں آپ چین کے دارالحکومت، زبان، مشہور شہروں، کھانوں، لباس اور کھیلوں کے بارے میں معلومات اور تصاویر شامل کر سکتے ہیں۔

حصہ گرانمہ:

اسم تحریر کریں۔

آپ اکثر پارک تو جاتے ہی ہوں گے، پارک میں موجود کوئی سے چھ اسم تحریر کریں۔



گھاس

حصہ خوشخطی:

مندرجہ ذیل پیرا گراف کو ایک بار خوشخط لکھیں۔

درخت، پودے، بلیں اور سبزہ ہمارے ماحول کو خوبصورت بناتے ہیں۔ ان سے ہمیں پھل، پھول اور سبزیاں ملتی ہیں۔ اونچے، لمبے اور گھنے درخت ہمیں دھوپ سے بچاتے اور سایہ دیتے ہیں۔ پرندے اپنے گھونسلے بھی درختوں پر بناتے ہیں۔ درختوں کی جڑوں میں بہت سے کیڑے مکوڑوں کے گھر اور بل ہوتے ہیں۔ ہمیں چاہئے کہ ہم زیادہ سے زیادہ درخت اور پودے لگائیں۔ یہ ہمارے ماحول اور صحت کے لئے بہت مفید ہیں۔ ہمیں ان کی ضرورت ہے۔

Week 2

حصہ پڑھائی:

درسی کتاب 3 سے نظم "چھوٹی چیونٹی" صفحہ نمبر 70 کی پڑھائی کریں۔



حصہ تخلیقی لکھائی:

درج ذیل تصویر کے بارے میں کم از کم سات جملے تحریر کریں۔



حصہ گرائمر:

اپنے خاندان کے تمام رشتوں کو مذکر اور مونث کے دو کالم بنا کر ان میں تحریر کریں۔

حصہ خوشخطی:

امتوا تراور مسلسل محنت سے آپ کامیابی حاصل کر سکتے ہیں۔

درج بالا جملے کو پانچ مرتبہ خوشخط لکھیں۔

Week 3

حصہ پڑھائی:

سبق "مری کی سیر" (صفحہ نمبر 99) کی پڑھائی کریں۔

حصہ تخلیقی لکھائی:



آپ گرمیوں کی چھٹیوں میں سیر کو تو جاتے ہوں گے، اپنی سیر کا احوال تحریر کریں۔ تخلیقی لکھائی لکھتے ہوئے پانچ اسم معرفہ بھی شامل کریں۔

حصہ خوشخطی:

مندرجہ ذیل الفاظ کو پانچ بار خوشخط لکھیں۔

جھیل۔ برساتی۔ باشندہ۔ بھاگا۔ کنجوسی

Week 4

حصہ پڑھائی:

نظم "بہادر کسان" (صفحہ نمبر 89) کی پڑھائی کریں۔

حصہ تخلیقی لکھائی:

اپنے دوست کے نام خط تحریر کریں جس میں اُسے پاکستان کے شمالی علاقہ جات کے بارے میں بتائیں۔



حصہ گرائمر:

اس کمرے میں موجود کوئی سی آٹھ چیزوں کے نام لکھیں اور پھر اُن کے جمع لکھیں۔



میز

حصہ خوشخطی:

مندرجہ ذیل الفاظ کو پانچ بار خوشخط لکھیں۔

ٹھنڈے۔ چشمہ۔ مہربانی۔ چھلانگ۔ پہاڑی

Week 1 (Biology)

Identifying living and nonliving things

[IXL | Identify living and nonliving things | 3rd grade science](#)

Identify vertebrates and invertebrates

[IXL | Identify vertebrates and invertebrates | 3rd grade science](#)

Human body and organs

[IXL | Human organs and their functions | 3rd grade science](#)

Animal adaptations

[IXL | Animal adaptations: beaks, mouths, and necks | 3rd grade science](#)

Week 2 (Chemistry)

States of matter

[IXL | Classify matter as solid, liquid, or gas | 3rd grade science](#)

[IXL | Change-of-state diagrams: solid, liquid, and gas | 3rd grade science](#)

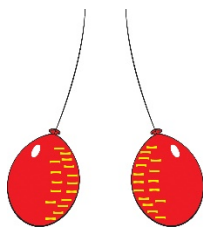
[IXL | Change-of-state diagrams: solid, liquid, and gas | 3rd grade science](#)

Week 3 (Chemistry)

Static electricity and charged objects

[IXL | Introduction to static electricity and charged objects | 3rd grade science](#)

Fair Test Activity:



Test if the number of rubs of wool on a balloon increases or decrease, how long the static charge will last.

Materials and Equipment

- Balloons (at least 3). Smaller balloons, like water balloons, may work better in humid environments, but you will still blow the balloons up with air.
- Woolly sweater/ scarf/ or blanket
- Stopwatch
- Lab notebook

Experimental Procedure

For this experiment, you will need a data table for your results. You will need one data table for each trial, so make at least three data tables for doing at least three separate trials. You can use a data table like the one given below.

Number of Rubs	Stays on Wall? (Y/N)	Time on Wall (seconds)
1		

1. Blow up the balloon and tie off the end.
2. Rub the balloon on the scarf once, in one direction.
3. Hold the balloon up on the wall, start the stopwatch and release. Does it stay on the wall? If not, stop your stop watch and write "0 seconds" in your data table.
4. Touch the balloon to a metal object. This should discharge any extra electrons into the metal.
5. Repeat steps 3 to 5, increasing the number of rubs each time until the balloon sticks to the wall. When you increase the number of rubs, do not rub the balloon back and forth, but instead always rub the balloon in the same direction each time.
6. When the balloon does stick to the wall, keep the stop watch going until the balloon falls off of the wall. When it does, stop the stop watch and write the time in the data table next to the matching number of rubs.
7. Repeat step 7, increasing the number of rubs each time and recording the amount of time the balloon sticks to the wall with the stopwatch. Write the results in the data table each time. You can continue increasing the number of rubs until you have several data points for the balloon sticking to the wall.
8. Make a graph of your results.
9. Analyze your results. Does your data make a line? Does the line go up or down? Does the line level off at some point, or keep going? Does the time the balloon stays on the wall increase or decrease with the number of rubs?
10. Repeat steps 2–10 at least two more times so you have done a total of at least three trials total. Does the data for each trial match with the previous trials?

Isl.Education

1. Make a booklet of do's and Don'ts of Dhul Hijjah. Also in the same booklet mention the steps of hajj.
2. Make a checklist of Salah. Display it in your room and fill it on daily basis.
3. Make a gratitude journal and daily at the end of the day, write down 3 things you are grateful for. Note: every day there should be something new.
4. Make a poster of Masjid Al Aqsa and write any 5 important virtues about it.

Reading القراءة:

Read the following stories with the help of the given link.

<https://3asafeer.com/>



• Hadith

• Learning:

Learn the following Hadith with translation. And get ready for the Hadith competition after summer vacations.

Arabic

الْعَيْنُ حَقٌّ نظرِ بد حق ہے	إِنَّمَا الْأَعْمَالُ بِالنِّيَّاتِ اعمال کا دار و مدار نیتوں پر ہے
الدِّينُ النَّصِيحَةُ دین خیر خواہی کا نام ہے	الصَّلَاةُ نُورُ الْمُؤْمِنِ نماز مومن کا نور ہے
إِنَّ الدِّينَ يُسْرُ بیشک دین آسان ہے	الصَّيَّامُ جُنَّةٌ روزہ ڈھال ہے

- Sentence Making: Use the given words in sentences on the loose sheet.

سَيَّارَتَانِ two cars	هُوَ he	مُجْتَهِدٌ hardworking	ذَكِيٌّ intelligent	طَالِبٌ Student
الْأَقْلَامُ pens	هُمْ they (m)	أَنْتَ You	أَنَا I	مَسْجِدٌ mosque
نُجُومٌ stars	كُتُبٌ books	ذَهَبَ he went	قَلَمَانِ two pens	عِيدَانِ two Eids

- Choose any 5 words from each lesson of the book (Ref. Madinah Arabic Reader 2) and make a booklet of a pictorial dictionary.
- Comprehension:

1-Watch the video carefully then write the answers to the given questions on the loose sheet.

<https://youtu.be/P5GzGiMzlnA>

مَنْ هُوَ طَالِبٌ مُجْتَهِدٌ؟

مَاذَا قَالَ يُوسُفُ؟

مَا مَعْنَى: هَذَا قَلَمٌ أَصْفَرٌ؟

مَا مَعْنَى: هَذَا أَرْزَقٌ؟

2-Watch the story and discuss the moral of the story with your parents. Write the answers of the following questions on the loose sheet.

<https://www.youtube.com/watch?v=DHBWQdhJtqk>

- What is the meaning of the كَنْزُ
- Write the names of any 4 characters of the story in Arabic.
- Write the names of the birds in Arabic that helped Peter.
- What was the greatest treasure - أعظم كَنْزٍ
- Complete the table of Singular, dual and plural nouns by choosing the words given below. Do this activity on the loose sheet.

جُر الكلمة من المخزن وضعها في مكانها الصحيح بالجدول:

المفرد	المثنى	الجمع
صديق		
تاج		
	معلمتان	
	مدرستان	
		زهرات
بيت		
قلم		
	كتابان	
سيارة		

تاجان معلمة صديقان بيوت زهرة أصدقاء
معلمات كتاب سيارتان كُتِبَ سيارات تيجان
مدرسة قلمان مدارس أقلام زهرتان بيتان

- Handwriting practice: Do the handwriting practice of the following sentences 5 times every week.

Keep following points in your mind before handwriting practice:

- Write on the single broad line paper.
- Give one finger gap between the words.
- Keenly observe the letters which come on the line and that go below the line.
- Take care of punctuation marks.

جاء أسدٌ من الغابة.
تاب تأمر و تابث بتول.
رجع عجلٌ مع نجاج.
خرج خالدٌ من المطبخ.
ذهب الذئب إلى حقل الدرة.
اكل زيّد الحزّ و الخنز.
شرب هاشم عصير المشمش.

Math

1. [Topic: Division](#)

- Task #1 Video Watching

https://www.youtube.com/watch?v=auqhVhaX_Zo

- Task#2 Online Quiz

<https://www.ixl.com/math/grade-3/division-facts-for-2-3-4-5-and-10-true-or-false>

- Task#3: Written task

Q:Solve the following

- 1) $50 \div 5$
- 2) $68 \div 2$
- 3) $45 \div 9$
- 4) $88 \div 4$
- 5) $120 \div 3$

2.Topic: Multiplication

- Task #1 Video Watching

<https://youtu.be/vczu9agvF4g>

- Task#2 Online Quiz

<https://www.ixl.com/math/grade-3/multiplication-tables-for-2-3-4-5-and-10>

<https://www.ixl.com/math/grade-3/multiplication-facts-for-2-3-4-5-and-10-true-or-false>

Task#3: Written task

Q:Solve the following

- 1) 13×5
- 2) 16×4
- 3) 26×6
- 4) 82×3
- 5) 98×9

3. Topic: Equivalent Fractions

- Task #1 Video Watching

<https://www.youtube.com/watch?v=8Lp0xrtq0co>

- Task#2 Online Quiz

<https://www.mathplayground.com/Triplets/index.html>

- Task#3: Written task

Write next three equivalent fractions of each fraction.

1. $\frac{1}{2}$
2. $\frac{4}{5}$
3. $\frac{3}{5}$
4. $\frac{2}{3}$
5. $\frac{3}{4}$

4) Topic: Directions and Turns

- Task #1 Video Watching

https://www.youtube.com/watch?v=G9W2kTa_BH0

- Task#2 Online Quiz

<https://www.mathsisfun.com/games/direction-nsew.html>

- Task#3: Written task

1. Draw a compass and show four directions.
2. Which direction is opposite to north?
3. Which direction is opposite to the west?
4. One turn is equal to ----- degrees.
5. If we take a quarter turn on the compass we will reach -----

5) Topic: 2D and 3D shapes

- Task #1 Video Watching

<https://youtu.be/61lZpLRnXUM>

- Task#2 Online Quiz

<https://www.turtlediary.com/quiz/2-d-and-3-d-shapes.html>

- Task#3: Written task

- 1) Draw a rectangular prism.
- 2) Draw a pentagonal pyramid.
- 3) Draw a hexagon with two right angles.
- 4) Which 2D shape makes up a triangular prism?
- 5) Is the circle a polygon if not explain why?

6) Topic: Adding two digit numbers

- Task #1 Video Watching

https://www.youtube.com/watch?v=hLttJwoZk_0

- Task#2 Online Quiz

<https://www.turtlediary.com/quizzes/addition.html>

<https://www.math-tests.com/adding-two-digit-numbers.html>

- Task#3: Written task
 1. $23+45$
 2. $98+56$
 3. $43+68$
 4. $86+43$
 5. $56+65$

7) Topic: Addition Fractions

- Task #1 Video Watching

https://www.youtube.com/watch?v=rLCheqJh_rQ

- Task#2 Online Quiz

https://www.abcya.com/games/adding_fractions

<https://mrnussbaum.com/fractions-adding-fractions-with-like-denominators-online>

Task#3: Written task

1. $\frac{1}{3} + \frac{2}{3} = \text{-----}$
2. $\frac{4}{8} + \frac{3}{8} + \text{-----} = 1$
3. $\frac{5}{7} + \frac{3}{7} = \text{-----}$
4. $\frac{4}{10} + \frac{5}{10} = \text{-----}$
5. $\frac{3}{9} + \text{-----} = 1$

8) Topic: Handling Data

- Task #1 Video Watching

<https://www.youtube.com/watch?v=hHBJPF9rxYg>

- Task#2 Online Quiz

<https://www.topmarks.co.uk/carroll-diagrams/2d-shapes>

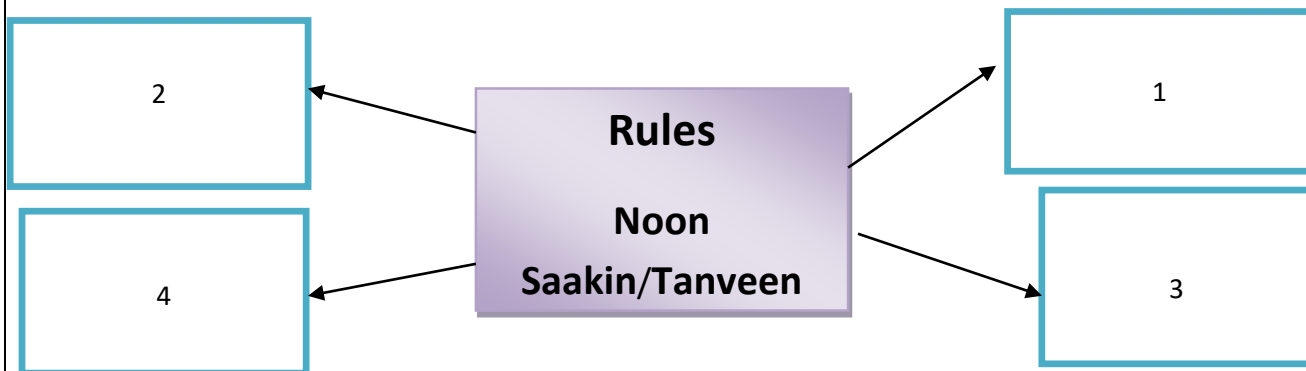
<http://www.teacherled.com/2016/12/11/venn-chart/>

- Task#3: Written task

- 1) Jamil has 10 toy cars, Sana has 12 toy cars, Laraib has 16 toy cars and Ali has 8 toy cars. Represent the given data as a pictogram and bar chart. (Key. 1 picture car showing 2 toy cars)
- 2) 7 apples were sold on Monday, 12 on Tuesday, 6 on Wednesday, 9 on Thursday and no apples were sold on Friday. Represent the data with the help of a tally chart.

TASK #1:

Write down the names for Rules of Noon Saakin/Tanveen.



Task#2:

Match the column with correct meaning

Word	Meaning
Idghaam	To clear
Izhaar	To change
Iqlaab	To hide
Ikhfa	To merge

Task#3:

(1) How many letters are there in Idghaam?

1-(4)

2-(6)

3-(5)

QRM

(2) Letter BA is an Ikhfa letter ?

1-(yes)

2-(no)

(3): Choose the correct option for Izhaar Letters.?

1-(lips letter)

2-(throat letters)

3-(tongue letters)

Task#4:

Following the below-given words, copy the correct options and paste in the box.

وَيْلٌ يَوْمَئِذٍ

نُطْفَةٍ أَمْشَاجٍ

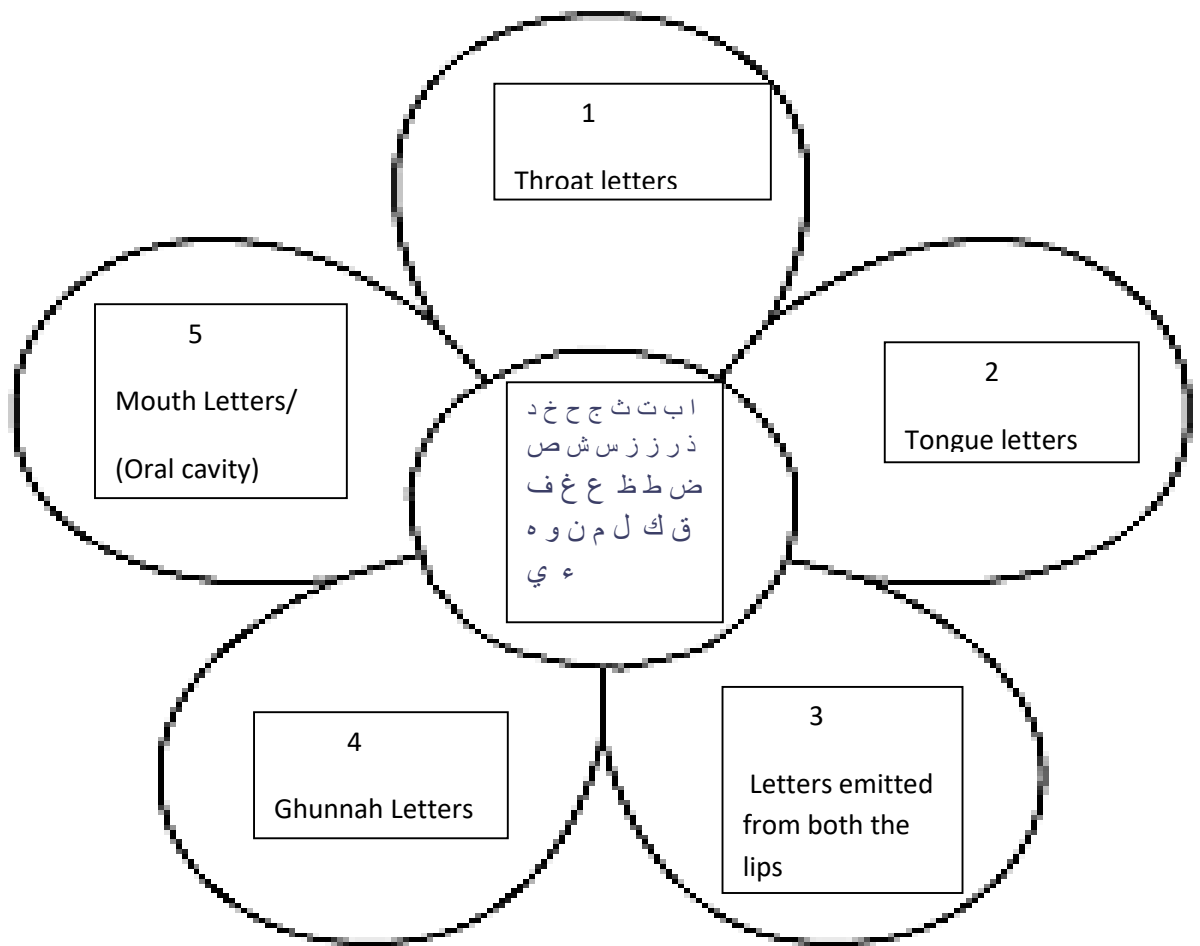
سَمِيعًا بَصِيرًا

يَوْمًا كَانَ

Izhaar	
Idghaam	
Iqlaab	
Ikhfa	

Task#5:

Write down the Makharij-ul-Huroof on the Petals of the flower.



Task#6:

PROJECT 1

Make 5 book Marks of supplication for healing and distribute them to the sick family members.

PROJECT 2

Make daily Quran recitation checklist and mark ✓ on daily basis after recitation of Quran.


PROJECT 3

Make a booklet of rules of Noon Saakin and Tanveen with Explanations and examples.

PROJECT 4

Make a canvas for your room with beautiful calligraphy art of

بِسْمِ اللَّهِ الرَّحْمَنِ الرَّحِيمِ



NOTE:

Please save all the record of your tasks as student portfolio containing the pictures, audios or videos of the activities in a usb.

As prophet Muhammad S.A.W said:

Verily the one who recites the Quran beautifully, smoothly and precisely, he will be in the company of the noble and obedient angels. And as for the difficulty, stammering through its verses, then he will have twice that reward.

ENJOY YOUR SUMMER BREAK WITH YOUR FRIEND QURAN.

Note: Kindly use A4 or loose sheets for writing tasks.

Kindly copy this table on your notebook and mark a tick () once you are done with the task.

Name: _____		Grade: ____ Sec: ____
Online tasks completion status		
Subject	Tasks	Status