



AlHuda International School

Grade IV



SUMMER BREAK HOMEWORK

Subjects	Tasks
English	<p>Now you can read as many books you want during the holidays. Click the link to the Virtual Library to access the books : PS Virtual Library</p> <p>Week 1</p> <p><u>Task 1: Sentence Making</u></p> <p>Write complex sentences by using the following idioms.</p> <p>1- let the cat out of the bag 2- better late than never</p> <p>3- call it a day 4- off the hook 5- time flies</p> <p><u>Task 2: Reading and Handwriting Practice</u></p> <p><u>Instructions:</u></p> <p>Read the journal 'An honestly fun camp' and attempt handwriting practice of one paragraph once a week.</p> <p>Attempt the written task on English notebook or on loose sheets neatly in Sassoon script.</p> <p><u>Script:</u></p>

An Honestly Fun Camp



David couldn't wait for September when school would start. It was early August, and he was at the same summer camp he had been going to for the last five years. His dad went to the camp when he was a boy and loved it, so David didn't want to disappoint his dad by telling him that he didn't even like it.

By the middle of August, David had had more than enough. He had had enough of the horses, enough of the baseball games, enough of the canoeing and enough of the lousy camp food. He wrote to his mom and asked her if she would pick him up early, but he didn't want his mom to tell his dad. She responded in a letter which said, "I can't do that. I am always honest with your dad. If you really want to leave, I will talk to him about it."

David was still too worried about disappointing his dad, so he wrote back to his mom that he would stay for the last two weeks and try to make the best of it. He asked his mom if she would make his favorite meal when he got home. During that last week, David was looking so forward to the meal his mom would be making that every time he ate a camp meal he imagined he was eating his mom's cooking. All of a sudden, the food didn't taste as bad.

Task 3: Creative writing

Write a traditional tale

Jenny loved going to the mall with her mother. She liked looking in the windows of the stores and watching the people. There was always something exciting happening there. Sometimes there were bands that played, or sometimes there were special displays of plants and flowers. One Saturday at the mall Jenny had stopped to watch some toys. When she looked up, her mother was not there. In the crowded mall, Jenny was lost.

Continue the story. Write what happens next from the point of view of the narrator.

Ideas to help you:

Other Characters : strange old man, Jenny's cousin/ friends and Jenny's father

Setting: the mall, haunted house or deep dark forest beside the river

Instructions:

- Attempt the written task on English notebook or on loose sheets neatly in Sassoon script.

Week 2

Task 1: Reading and Handwriting Practice

Instructions:

- Read the poem 'I Have a Bunch of Batteries' and attempt handwriting practice once a week.
- Attempt the written task on English notebook or on loose sheets neatly in Sassoon script.

Script:

I Have a Bunch of Batteries

By Kenn Nesbitt

I have a bunch of batteries
I need to give away,
and if you'd like to have them,
you can get them all today.

I didn't want to throw them out.
They're yours to take instead.
I probably should warn you, though,
these batteries are dead.

I have a lot of tiny ones.
A few of them are large.
And you can have them all right now,
completely free of charge.

Task 2: Creative Writing

Writing a journal (Ref. LB pg. 40-41)

Write a journal about your favourite after-school activities? What do you like about them? Why do you like them?

Instructions:

- Following the outline given in the question, organize your journal into headings and sections.
- Include factual information and personal opinion.
- Use informal language.
- Use adverbial phrase of time to sequence the activities.
- Attempt the written task on English notebook or on loose sheets neatly in Sassoon script.

Task 3: Sentence Making

These sentences are really boring and need to be made more interesting!

1- The band played.

2- The police searched the park.

3- The mouse climbed onto a broom.

4- The footballer kicked the ball.

5- The man walked up the hill.

6- The cat strolled along the wall.

Instructions:

- Rewrite each one neatly in Sassoon script in English notebook or on loose sheets. Think about all the ways we have been learning to improve our sentences in class:
- Use adjectival and adverbial phrases.
- Write complex sentences by using connectives.
- Don't forget to punctuate.

Week 3

Task 1: Reading and Handwriting Practice

Instructions:

- Read the text 'Survival in the Wild' and attempt handwriting practice of one paragraph once a week.
- Attempt the written task on English notebook or on loose sheets neatly in Sassoon script.

Script:

Survival in the Wild



Plants and animals have the hard job of surviving in a very wild world. There are many ways plants and animals have adapted in order to survive. Camouflage is one way animals adapt to survive. For some animals, this means that their fur, scales, or skin are a similar color to the land around them. Deer, for example, have brown fur that blends in with the trees, so it's harder for predators to see them. This saves them from becoming prey to a larger animal.

Some animals can actually change colors to match their environment. Many people think of chameleons when they think of this type of camouflage, but rabbits are a great example as well. Some rabbits' fur will change colors depending on the season. Their fur might be brown in the spring, summer, and fall to match the trees, but the brown fur will fall out and white fur will grow in the winter to blend in with the snow. This way the rabbit is safer from predators year round.

Some insects, instead of blending in with their environment, look like something else that will deter animals from eating them. A walking stick looks just like a stick so that predators will pass it by without noticing it. Some moths and butterflies have designs on their wings that make them look like snakes or owls, to scare away their predators. Some plants develop thorns so that animals will not eat them.

Task 2: Creative Writing

Poster making

Keeping in mind the features of a poster, make an interesting poster on any one of given topics;

1- An Interesting Game

2- Keeping The Environment Clean

3- Benefits Of Book Reading

Instructions:

- Attempt the written task on English notebook/ on loose sheets in Sassoon script.
- Try to make it more catchy and persuasive by using pictures, images, coloured markers and different font size and style

Task 3: Grammar

Complex sentences

Practice your understanding about complex sentences through the online resources. The link is given below.

<https://www.turtlediary.com/game/match-the-phrases-simple-compound-and-complex-sentences.html>

Week 4

Task 1: Reading and Handwriting Practice

Instructions:

- Read the text 'A ship in a storm' and attempt handwriting practice of one paragraph once a week.
- Attempt the written task on English notebook or on loose sheets neatly in Sassoon script.

Script:

A Ship in a Storm



Once there was a ship in a storm. Some of her masts were already broken, and her sails lost. While the wind was raging, and the billows were dashing against her, the cry was heard, "A man has fallen overboard!" The rescue boat was lowered quickly, and it was soon seen bounding on its way over the mountain of waves.

At one moment, the boat seemed lifted to the skies, and the next, it sank down and appeared to be lost beneath the waves! Finally, the man was found. He had almost drowned, but he was taken on board, and now they made for the ship. The ship rolled so dreadfully that it seemed certain the boat wouldn't make it to the ship.

Now, what should they do? The captain told one of the men to go aloft and throw down a rope. This was tied fast to the boat, and when the sea was somewhat calm, the rescue boat was hoisted and landed on the ship with a dreadful crash. It was a desperate way of getting on board, but fortunately everyone was safe.

Task 2: Creative Writing

Play Script writing

Keeping in mind the features of a play script, write an interesting play script about a trip to the natural history museum.

Instructions:

- Remember to write the stage directions in present tense.
- Insert 3-4 interesting characters and a setting.
Properly edit your creative work; then write neatly on notebook or loose sheet in Sassoon script.

Task 3: Grammar

simile

Practice your understanding about simile through the online resources. The link is given below.

Urdu

پہلا ہفتہ

حصہ پڑھائی:

• سبق "ایرک کی اُردو" صفحہ نمبر 69,70,71 کی پڑھائی کریں۔

حصہ گرامر:

<https://youtu.be/UBILICU8qKU>

• ویڈیو کو دیکھنے کے بعد اپنے گھر کی دس واحد چیزوں کے جمع loose sheet پر لکھیں۔

تخلیقی لکھائی:

• کرونا وائرس سے بچاؤ کی پانچ تدابیر loose sheet پر لکھیں۔

حصہ خوشخطی:

• شوشوں، نقطوں اور صاف لکھائی کا خیال رکھتے ہوئے مندرجہ ذیل پیرا گراف کو دوبار loose sheet پر خوش خط لکھیں۔

• کسی جھیل کے کنارے ایک مینڈ کی کابل تھا، جو بے حد خوبصورت اور صاف ستھرا تھا۔ اس جھیل کے کنارے ایک پہاڑی تھی جس پر چیونٹیوں کے بہت سے بل تھے۔ جن میں وہ سارا دن اپنے لیے کھانا جمع کرتی تھیں۔

دوسرا ہفتہ

حصہ پڑھائی:

• نظم "پرنڈے کی فریاد" صفحہ نمبر 75 کی پڑھائی کریں۔

حصہ تخلیقی لکھائی:

<https://youtu.be/P4FkKpMnq14>

• مندرجہ بالا کہانی سننے کے بعد اپنے الفاظ میں loose sheet پر لکھیں اور یہ بھی بتائیں کہ یہ کہانی کی کون سی قسم ہے؟

حصہ گرامر:

- ویڈیو کو دیکھنے کے بعد رسوبُ اردو صفحہ نمبر 60 مکمل کریں۔

<https://youtu.be/7AzO1okVrBA>

حصہ خوشخطی:

- مندرجہ ذیل پیرا گراف کو loose sheet دو بار خوش خط لکھیں۔
- جو کچھ ہمارے ارد گرد ہے، وہ "ماحول" ہے۔ ہمارا گھر، مدرسہ، علاقہ، محلہ اور شہر، یہ سب ہمارے ماحول کا حصہ ہیں۔ زمین، آسمان اور فضا جس میں ہم سانس لیتے ہیں وہ بھی ہمارے ماحول کا حصہ ہیں۔

تیسرا ہفتہ

حصہ پڑھائی:

- نظم "سویرے اٹھنا" صفحہ نمبر 56 کی پڑھائی کریں۔

جملہ سازی:

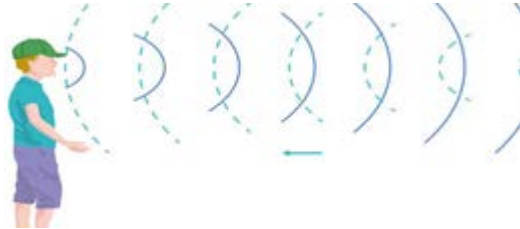
- مندرجہ ذیل الفاظ کے جملے loose sheet پر بنائیں۔
- قدرت، قدردان، شرمندگی، امن، امانت

حصہ گرامر:

- مندرجہ ذیل ویڈیو کو دیکھیں اور ہم آواز الفاظ بنائیں۔

<https://youtu.be/QKBNJfCh8ll>

- پیارے بچو ہم آواز الفاظ ایسے الفاظ کو کہتے ہیں، جن کی آواز ایک جیسی ہو جیسے شام، کام، نام وغیرہ۔



- آئیے اب مندرجہ ذیل الفاظ کے ہم آواز بناتے ہیں۔ اور انھیں loose sheet پر لکھتے ہیں۔



حصہ تخلیقی لکھائی:

- آپ اپنا رمضان کیسے گزارتے ہیں کون کون سی نیکیاں کماتے ہیں؟ روزے داروں کا خیال کیسے رکھتے ہیں؟ دس سطور کا مضمون loose Sheet پر صاف لکھائی میں لکھیں۔



حصہ خوش خطی:

- شو شوں، نقطوں اور صاف لکھائی کا خیال رکھتے ہوئے مندرجہ ذیل پیرا گراف کو دو بار loose sheet خوش خط لکھیں۔
- دانتوں کی پائیداری کے لیے ضروری ہے کہ ہم کھانے پینے میں احتیاط کریں۔ دودھ اور ہرے پتوں والی سبزیاں دانتوں کے لیے مفید ہیں۔ میٹھی، کھٹی اور سخت چیزوں کا استعمال کم کر کے ہم اپنے دانت مضبوط، چمک دار اور خوبصورت رکھ سکتے ہیں۔

چوتھا ہفتہ

حصہ پڑھائی:

- مندرجہ ذیل پیرا گراف کی پڑھائی کریں۔



آمنہ، فریال اور انس، تینوں بہن بھائی بیٹھے سیر کا منصوبہ بنا رہے تھے۔

”چڑیا گھر چلتے ہیں۔“ آمنہ نے مشورہ دیا۔

”اُونہ! ہم تو جوئے لینڈ جائیں گے۔“ انس نے منہ بنایا۔

فریال خاموش بیٹھی تھی، اُسے کچھ سوجھ نہیں رہا تھا۔ اتنے میں بابا

جان، دفتر سے آ گئے۔ تینوں بچے، باپ سے لپٹ گئے اور

کہیں جانے کی فرمائش کر ڈالی۔ اُنہوں نے مسکرا کر ہامی

بھر لی اور وعدہ کیا کہ اتوار کو اُنہیں چڑیا گھر کی سیر

کرانے لے جائیں گے۔

اتوار کی صبح ناشتے سے فارغ ہو کر بچے، اماں ابا

کے ہمراہ گھر سے نکلے۔ شہر کی مصروف ترین شاہ راہ پر پہنچ

کر بابا نے گاڑی روک لی۔ فریال نے ادھر ادھر دیکھا۔

سڑک خالی تھی۔ اُس نے کہا:

”بابا جان! آپ نے گاڑی کیوں روکی ہے؟“

”وہ دیکھو بیٹا، سامنے آپ کو ایک کھبا نظر آ رہا ہے نا...“

اُس پر تین رنگوں کی بتیاں لگی ہیں۔ کھبے پر سُرخ بتی روشن ہے۔

اس کا مطلب ہے کہ رُک جائیں۔ دیکھو تھوڑی دیر کے لیے زرد بتی روشن ہوئی ہے تاکہ گاڑیاں چلنے کے لیے تیار ہو جائیں

اور اب سبز رنگ کی بتی روشن ہونے سے ہماری گاڑی چل دی ہے۔“ بابا کی بجائے اماں نے بچوں کو سمجھایا۔

حصہ تخلیقی لکھائی:

- آج کل گھر میں رہتے ہوئے آپ اپنا وقت کیسے گزارتے ہیں اور کون کون سے سیکھنے اور سکھانے کے کام کر رہے ہیں۔ کم از کم تین پیرا گراف، صاف لکھائی میں loose sheet پر لکھیں۔

حصہ گرامر

- مندرجہ ذیل ویڈیو دیکھنے کے بعد خالی جگہیں اسم ضمیر لگا کر loose sheet پر پُر کریں۔

https://www.youtube.com/watch?v=v_EfJ-

[index=25&list=PL7MtgyJE0qDEaJQdUdVMY1adlFFzt8LS7&MqAZc](https://www.youtube.com/watch?v=v_EfJ-index=25&list=PL7MtgyJE0qDEaJQdUdVMY1adlFFzt8LS7&MqAZc)

- اے اللہ _____ دلوں کا حال جانتا ہے۔
- علی آیا اور _____ نے دیر سے آنے کی وجہ بتائی۔
- عالیہ بھلکڑ ہے۔ _____ وہ ہر بات بھول جاتی ہے۔
- اُستانی نے بچوں سے کہا: " _____ وقت ضائع نہیں کرنا چاہیے۔ "
- میں آمنہ ہوں، _____ اللہ نے بہت سی نعمتوں سے نوازا ہے۔
- عالیہ نے کہا: _____ گھر خوبصورت ہو۔
- قائد اعظم بڑے رہنما تھے، _____ پر سب پاکستانی فخر کرتے ہیں۔

حصہ خوش خطی:

- شوشوں، نقطوں اور صاف لکھائی کا خیال رکھتے ہوئے مندرجہ ذیل پیرا گراف کو دوبار loose sheet پر خوش خط لکھیں۔
- کچھ پرندے ایسے بھی ہیں جو مردار خور ہیں۔ گدھ اُن میں سے ایک ہے، جہاں کہیں آپ کو گدھوں کے غول نظر آئیں، تو آپ سمجھ جائیں کہ وہاں کوئی مردہ جانور پڑا ہے۔ زیادہ تر پرندوں کی خوراک انانج، پھلوں کے مغز اور بیج ہیں۔

Week 1:

❖ Times Table Drill:

Students will practice time tables of 6, 7 and 8 at home with their parents and then solve mentally the following dogging tables statements in 2 minutes.

Such as: $6 \times 4 = \underline{\quad}$, $8 \times 8 = \underline{\quad}$, $7 \times 12 = \underline{\quad}$, $8 \times 11 = \underline{\quad}$, $6 \times 9 = \underline{\quad}$

❖ Mental Math

10 sums of the mental math will be solved by students on the N.B or loose sheets.

1. How many oranges are there in 6 dozen?
2. $\underline{\quad}$ is 491 more than 740.
3. Two numbers have a sum of 15 and a product of 26. What are they?
4. Round 4.639 to one decimal place.
5. $0.35 + \underline{\quad} = 1$
6. Add up all the odd numbers between 20 and 26
7. $54.7 = 52 + 0.7 + \underline{\quad}$
8. The time is 7:25 pm. What is the time in a 24-hour clock?
9. How many 2s make 14?
10. $4081 = 4001 + \underline{\quad}$

❖ Main Activity:

Unit no 1: Number and problem solving

Students will practice about:

- Place values (through these online resources)

<https://www.khanacademy.org/math/cc-fourth-grade-math/imp-place-value-and-rounding-2>

● Rounding numbers to the nearest 10:

Let's watch these videos first to revise about rounding to the nearest 10 and 100.

<https://www.khanacademy.org/math/cc-fourth-grade-math/imp-addition-and-subtraction-2/imp-rounding-whole-numbers/v/rounding-whole-numbers-1?modal=1>

Students will practice the learnt concept through this online resource

<https://www.khanacademy.org/math/cc-fourth-grade-math/imp-addition-and-subtraction-2>

● Ordering numbers

Practice ordering numbers by attempting this online quiz.

<https://www.ixl.com/math/grade-4/compare-numbers-up-to-one-hundred-thousand>

● Adding three digit numbers

Practice above concept through the following activity:

<https://www.ixl.com/math/grade-4/add-two-numbers-up-to-five-digits>

Week 2

Unit 2: Measures and problem solving

❖ Times Table Drill:

Let's play this online speed dodging times table game.

<https://www.timestables.com/speed-test/>

❖ Mental Math

Let's see a video first about multiplication drills.

<https://www.youtube.com/watch?v=9mGB6giA8gk&t=42s>

Now let's practice what we have learnt through these online activities:

https://www.mathplayground.com/math_monster_multiplication.html

Practice the following multiplication facts on your N.Bs.

5×12 6×11 8×15 4×13

Also,

234×4 45×50 50×78

Let's see a video first about

- Finding area by counting squares

<https://www.khanacademy.org/math/basic-geo/basic-geo-area-and-perimeter/area-formula-intuition/v/transitioning-from-counting-to-multiplying-to-find-area-3rd-grade-khan-academy>

Now let's practice what we have learnt from these online quizzes.

<https://www.khanacademy.org/math/basic-geo/basic-geo-area-and-perimeter/basic-geo-unit-squares-area/e/understand-area>

- ❖ Main Activity:

- Time word problems

Let's understand time word problems by watching these videos.

<https://www.youtube.com/watch?v=sFw09HCXdo0>

Students will practice the above mentioned concept through this online resource.

<https://www.khanacademy.org/math/4th-engage-ny/engage-4th-module-7/4th-module-7-topic-b/e/telling-time-word-problems->

- Number pattern and Number sequences (Unit no 3)

Let's understand about number sequences by watching these videos.

<https://www.youtube.com/watch?v=2juoRPCb3a8>

Now let's practice these concepts through these online activities:

<https://www.ixl.com/math/grade-4/what-is-true-about-the-pattern-made-by-the-rule>

<https://www.ixl.com/math/geometry/number-sequences>

- Multiplying and dividing larger numbers

Let's learn multiplication and division through these videos

<https://www.youtube.com/watch?v=He6JykJEuCo>

Now let's practice these concepts through these online activities:

https://www.khanacademy.org/math/arithmetric/arith-review-multiply-divide/arith-review-multi-digit-mult/e/multiplication_4

https://www.khanacademy.org/math/arithmetric-home/multiply-divide/mult-digit-div-2/e/division_3

Solve the following multiplication and division questions on your N.Bs.

355×4

678×25

125×200

590×3

$6250 \div 25$

$7182 \div 42$

$344 \div 4$

Week 3

- ❖ Times Table Drill:

Let's practice 6, 7, 8 and 9 times table through an online quiz:

<https://www.timestables.com/speed-test/>

After the quiz, students will practice at home with their parents as they will be given 10 random questions from the times table and they will solve them in their notebooks.

❖ Mental Math

1. 500 tens is equal to?
2. Select the odd one out
10 tens 100 tens 1 hundred 100 ones
3. Expanded form of 64926 is ...
4. Place value of 9 in 79, 863 is
5. 1 million = ____ lacs
6. Which of these is 5% equivalent to _____ 0.05 0.5 0.005 5
7. 1 year + 4 months = ____ months
8. Half of 368 is?
9. Even number + even number =
10. What is the cost of 4kg of grapes at \$50 per kg?

❖ Main Activity

- Classifying triangles (Unit no 4)

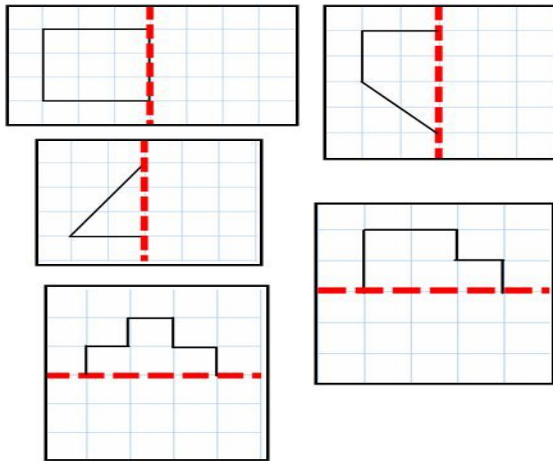
Let's watch few videos first:

<https://www.khanacademy.org/math/geometry-home/triangle-properties/geometry-classifying-triangles/v/scalene-isosceles-equilateral-from-angle>

Students shall now practice classifying triangles and symmetry through these online activities.

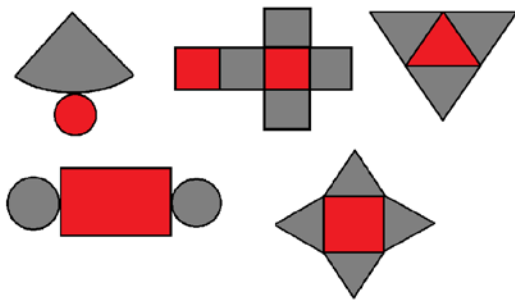
<https://www.khanacademy.org/math/geometry-home/triangle-properties/geometry-classifying-triangles/e/identifying-triangles-by-angles>
<https://www.ixl.com/math/grade-4/scalene-isosceles-and-equilateral-triangles>

Complete the shapes and show how the complete shape looks like. Do it on your notebooks.



● Net of 2D and 3D shapes

What 3D-shapes are these nets for? Draw and write down in your notebooks.



● Working with coordinates

Let's watch a video:

<https://www.youtube.com/watch?v=qcb-mcREli0>

Students will practice the above mentioned concept through these online resources.

https://www.khanacademy.org/math/basic-geo/basic-geo-coordinate-plane/coordinate-plane-4-quad/e/identifying_points_1

<https://www.mathsisfun.com/data/click-coordinate.html>

● Classify quadrilaterals

Let's attempt this online quiz to classify quadrilaterals

<https://www.ixl.com/math/grade-4/classify-quadrilaterals>

<https://www.khanacademy.org/math/cc-third-grade-math/quadrilaterals-3rd/imp-quadrilaterals/e/categorize-quadrilaterals>

Week 4

Mental Math

1. Divide 50 by half and add 2
2. A bat and a ball together cost \$1.10. The bat cost \$1 more than ball. How much does the ball cost?
3. If $1=5$, $2=25$, $3=325$, $4=4325$, $5=?$
4. If there are 327 apples and you take 42, how many do you have?
5. Which one of these is 4% equivalent to 0.04 0.4 0.00
6. $__ + 12 - 7 = 15$
7. Angela wants to estimate sum of 170, 374 and 260 to nearest 100's. What is here estimated sum?
8. Isa bought 10 carrots. If each carrot is priced at \$0.25, then what is the total price?
9. Round 35 to the nearest 10.
10. If one ball costs Rs. 27, how many will 5 balls cost?

❖ Main Activity

Revise transformation by watching this video

<https://www.khanacademy.org/math/geometry-home/transformations/rigid-transformations-intro/v/introduction-to-transformations?modal=1>

Now let's practice these concepts through these online activities:

<https://www.ixl.com/math/grade-3/reflection-rotation-and-translation>

<https://www.ixl.com/math/grade-8/identify-reflections-rotations-and-translations>

Unit no 11: Numbers and problem solving

- Fractions and equivalent fractions

Practice about fractions and equivalent fractions through these online resources.

<https://www.ixl.com/math/grade-4/identify-equivalent-fractions>

Let's learn to make an equivalent fraction through these online quizzes.

<https://mrnussbaum.com/fractions-equivalent-fractions-with-pictures-online>

- Data representation (Unit no 9)

Practice data representation by these online resources.

<https://www.khanacademy.org/math/cc-third-grade-math/represent-and-interpret-data/imp-picture-graphs/e/solving-problems-with-picture-graphs-2>

<https://www.khanacademy.org/math/early-math/cc-early-math-measure-data-topic/cc-early-math-bar-graphs/e/solving-problems-with-bar-graphs-2>

Also practice language of probability by solving this online quiz.

<https://www.nagwa.com/en/worksheets/132192863612/2/>

Week 1 (Biology strand)

- Task 1: Watch the video first and then write down the steps of seed germination on loose sheets. Also draw a labelled and colourful diagram of the Germination process.

<https://youtu.be/1RiKqFrJsVU>

- Task 2, Research work: Collect and paste the samples of seeds from each group having the following characteristics: (Display the collected samples on loose sheets with proper labels).

1. Seeds dispersed by wind
2. Seeds dispersed by birds
3. Seeds dispersed by sticking to bodies
4. Seeds dispersed by explosion

Week 2 (Chemistry)

- Task 1: Watch the video first and then write down how the boiling process is different from the evaporation process. Draw the diagrams of both processes and differentiate by labelling diagrams on loose sheets.

<https://youtu.be/R4Nw-UxeTk>

- Task 2: Research about evaporation and explain the ways that you will choose to do in such situations? Write your answers on a loose sheet.

1. to preserve the peaches of your garden
2. going to party but dress is wet

Week 3: (Physics strand)

Task 1: Watch the videos first and then attempt the online Game Quizzes!

Video 1: <https://youtu.be/V2LYgCPYjlY>

Video 2: <https://youtu.be/fbTChU2Qq5w>

Online Quiz:

<https://wordwall.net/resource/43360/science/light-shadow-quiz>

Online Quiz:

<https://wordwall.net/resource/46696/science/light-quiz>

- Task 2: Scientific Inquiry Questions!

Watch the video first and then attempt the questions given below on loose sheets using your scientific knowledge!

Video: https://youtu.be/6Xdn_T2MxXQ

1. Imagine you are driving a car. Describe the way the light travels when you see a car behind you in the rear view mirror.
2. How does putting a mirror on a sharp bend help to prevent accidents?

- ★ Task 3: Activity time!

Observe your shadow for at least five times a day and mention the time when it is the shortest and the time when it is the tallest. Record your results in the form of a table on a loose sheet.

Week 4: (Physics)

- Task 1: Watch the video first and then attempt Activity.

<https://youtu.be/mydcy82klHk>

Perform Activity 6.1 of Learner's book page 83:-

Model the movements of the Earth and the Moon using a football, tennis ball or a marble.

Read the instructions given in the Activity 6.1 carefully and then attempt all the questions given at the end of the activity on loose sheets.

- Task 2: Challenge Questions!!!

Find out about the spacecraft Galileo using the internet and make a colourful poster.

Research the life and discoveries of an astronomer using the internet or books. Write your findings on a loose sheet.

- Task 3: Model making

Make a model on any one of the topics given below using any hard base or a thermoform sheet.

1. The water cycle

2. Our Solar system

→ Trick: Take some old newspapers or waste papers. Make eight balls for planets according to their size. Now take any big cardboard or a large hard base and make a SUN on its side. Now paste the planets on it and add some information!

- ❖ Online Games!

Do you want to know more about space??? Check out this amazing website and have fun!

<https://spaceplace.nasa.gov/>

Recall how to meet and greet in Arabic by watching the video on the given link.

طَرِيقَةُ التَّعْرِفِ بِاللُّغَةِ الْعَرَبِيَّةِ عَنْ طَرِيقِ الْحَوَارِ

<https://www.youtube.com/watch?v=okOOqKv1mfE>

- Read, write and practice this dialogue at least 2times weekly.

السَّلَامُ عَلَيْكُمْ وَرَحْمَةُ اللَّهِ وَبَرَكَاتُهُ

وَعَلَيْكُمْ السَّلَامُ وَرَحْمَةُ اللَّهِ وَبَرَكَاتُهُ

كَيْفَ حَالُكَ ؟

الْحَمْدُ لِلَّهِ أَنَا بِخَيْرٍ

أَهْلًا وَسَهْلًا وَمَرْحَبًا بِكَ

شُكْرًا لَكَ

مَا اسْمُكَ ؟

اسْمِي إِبْرَاهِيمُ

مَا اسْمُ أَبِيكَ ؟

اسْمُ أَبِي أَحْمَدُ

كَمْ عُمْرُكَ ؟

عُمْرِي تِسْعَ سَنَوَاتٍ

فِي أَيِّ صَفِّ أَنْتَ ؟

أَنَا فِي الصِّفِّ الرَّابِعِ

فِي أَيِّ مَدْرَسَةٍ أَنْتَ ؟

أَنَا بِمَدْرَسَةِ الْهُدَى

فِي أَيِّ مَدْرَسَةٍ تَدْرُسُ ؟

أَدْرُسُ بِمَدْرَسَةِ الْهُدَى

أَيْنَ مَدْرَسَتُكَ ؟

مَدْرَسَتِي فِي إِسْلَامَ أَبَاد

أَيْنَ تَسْكُنُ ؟

أَسْكُنُ فِي رَاوِلِينْدِي

Arabic

- Comprehension:

1-Watch the story carefully on the given link then write the answers of the following questions on a loose sheet.

<https://www.youtube.com/watch?v=YLST14sxlLE&t=524s>

- Comprehension Questions

1-Make three sentences of the Phrase كُلَّ يَوْمٍ

2-What is the name of monkey and bear in the story?

3-Write 8 verbs used in the story.

4-Add َ to all the verbs used in the story and write them.

5-Write verbal sentences from the story.

6-What question words are used in the story.

Watch the story carefully on the given link then write the answers of the following questions on a loose sheet.

<https://www.youtube.com/watch?v=zOVV30k8DU5>

Comprehension Questions

1-Write the names of the Characters of the story

2-Write the superlative degree used in the story like أَكْبَرُ

3- Write the meanings of these words كَانَ هُنَاكَ - فِي الْعَايَةِ - مِنْ نَوْمِهِ - يَبْكِي

4-How many verbs are used in the story?

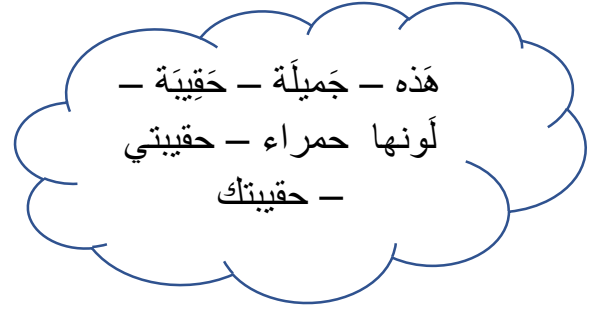
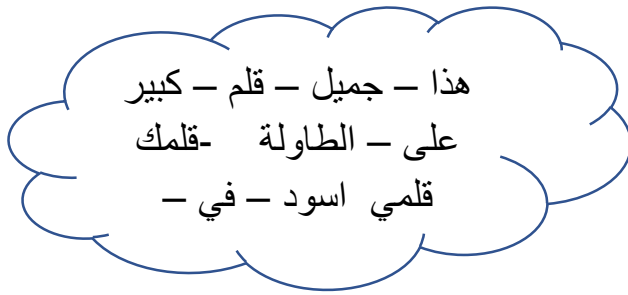
5-What is the difference between أَرْنَبٌ and أُرْنَبٌ?

6-Write is the Arabic verb used for “she said”?

7-What is the dual form of verbs ذَهَبَ - قَالَ

Creative Writing:

1-Write at least 3 sentence of the following topics: **الْقَلَمُ** and **الْحَقِيبَةُ** (bag and pen) with the help of given words.



2- Make the sentences of the following words on the loose sheet.

الإسلام	المدرسة	الطلاب	مُجْتَهَدٌ	العِلْمُ نور
الطَّالِبَةُ	الطَّالِبَات	اللُّغَةُ الْعَرَبِيَّةُ	سورة الفجر	حَقِيبَتُكَ
الله غفور رحيم	جَدِيدٌ	حُبْرٌ	الشَّاي	أَحْسَنُ طَالِبٍ

3- Make the sentences of the given verbs on the loose sheet.

دَخَلَ He entered	ذَهَبَتْ She went	أَكَلَتْ She ate	غَسَلَتْ She washed	ضَرَبَ He beaten
دَخَلْنَ They all entered(f)	حَفَظْتُ I memorized	قَرَأْتُ I read	شَرَبَ He drank	سَمِعَ He listened
قَالَ He said	جَلَسَ He sat	جَلَسَتْ She sat	رَجَعَ He returned	حَفِظَ He memorized

Reading:

Read the following stories with the help of the given link.

<https://3asafeer.com/>



أَيْنَ عُمَرُ؟



القَمَرُ وَالقُبَّةُ

- Write the plurals of the given words on the loose sheet. Ref: pg.60

مَجَلَّة	الطَّالِبَةُ	جَدِيدٌ	بِنْتُ	زَمِيلَةٌ
سُورَةٌ	كَلِمَةٌ	عِمَارَةٌ	رَاكِبٌ	سِنٌّ

- Write the word to word translation on the loose sheet.

1	مَنْ كَسَرَ	هَذَا الْمَكْتَبِ؟	أَأَنْتَ	كَسَرْتَهُ	يَا فَيْصَلُ؟
2	أَفْهَمْتُ	الدَّرْسَ	يَا هَاشِمُ؟	نَعَمْ فَهَمُّهُ	جَدِيدًا.
3	أَكْتَبْتُ	الأَجْوِبَةَ	يَا إِبْرَاهِيمُ؟	نَعَمْ	كَتَبْتُهَا.
4	أَرْجِعْ	حَمْرَةَ وَعُثْمَانَ	مِنْ مَكَّةَ؟	نَعَمْ	رَجِعُوا.
5	يَا أَسْتَاذُ	خَرَجَ	الطُّلَّابُ الْجُدُدُ	وَدَهَبُوا	إِلَى الْمُدِيرِ.
6	مَنْ فَتَحَ	بَابَ الْفَصْلِ؟	أَنَا	فَتَحْتُهُ	يَا طَلْحَةَ.

- Read page 51 and 52 then write all the verbal sentences **الجملة الفعلية** on the loose sheet.
- ❖ Project:
 - Choose the verbs from the Madinah Arabic Reader 3 then make a beautiful booklet “My Arabic Verbs’ Book” .You may draw or paste the pictures related to the verb. Write a sentence with each verb.
 - Hand Writing Practice:
Write any 10 sentences from lesson 1,2,3,4, 5 and 6 in neat hand writing on the loose sheet.

Islamic
Education

1. Make a booklet of do's and don'ts of Dhul Hijjah. Also in the same booklet mention the steps of hajj.
2. Make a checklist of Salah. Display it in your room and fill it on daily basis.
3. Make a gratitude journal and daily at the end of the day, write down 3 things you are grateful for.
Note: Every day there should be something new.
4. Make a poster of Masjid Al Aqsa and write any 5 important virtues about it.

Task 1:



Select any three options from the below-mentioned manners of recitation which you were not aware of before.

1. Making ablution
2. Sitting nicely
3. Recite Ta'awuzz and Basmallah in the beginning
4. Recite the words of Allah humbly
5. Turn the pages of Qur'an softly and respectfully

1. Hope you are following all of them 😊



Share these Manners with your family members.

Task 2:

2.  Make a Du'a check list

- Read Du'a for forgiveness of deceased daily from your Du'a book and mark it on Du'a check list
- Sample is given

QRM

Dua check list							
	Monday	Tuesday	Wednesday	Thursday	Friday	Saturday	Sunday
27.5.2021	Done ★						
28.5.2021							
29.5.2021							
30.5.2021							
31.5.2021							
1.6.2021							
2.6.2021							

- You can add more creativity in it

Task 3:

- Kindly listen to Surah Al-Fatihah by selecting your favorite Reciter by clicking this link and try to follow him

http://quran.ksu.edu.sa/index.php?l=en#aya=92_1&m=hafs&qaree=ayman&trans=en_sh



Record your Recitation after practice and send it to one of your grandparents.

Task 4:


Long Vowels (2 counts)			
	Symbol	Example	Sound
	اَ	بَا قَالَ	aa
	يَ	يِي فِيهِ	ee
	وُ	وُو أَعُوذُ	oo

Practice the long vowels



Find some more examples from Surah Al-Lail underline them with green color pencil and teach the topic to your Baba or Mama.

Task 5:

 Solve the quiz

1. Which letter has complete sound and air flow?

- أَفْ
- أَخْ
- Both

2. Which letter has sound and air blockage?

- أءْ
- أَلْ
- None

3. أَشْ say the letter and tick the attributes related to it

- Spreading
- Air blockage
- Air flow
- Bounce

4. What does Madd mean?


- To stretch
- To short
- To break
- None of them

5. Which letter is not a permanent heavy letter?

- ط
- ض
- خ
- ر

Task 6:

- Write Bouncy letters on each corner and complete the bouncy star.



Task 7:

- Recite the verses of Surah Al-Baqarah verses 130-141
- Underline all heavy letters and practice them loudly
- Select any 5 difficult words for word breakup/ blending and Word analysis

Task8:

فَحَنَّهُ شَخْصٌ سَكَّتٌ

لَيْنٌ عُمَرُ

أَجِدُ قَطِ بَكَّتْ

قَطْبُ جَدِّ

خُصَّ ضَغْطُ قِظِّ

Read the Mnemonics and fill in the correct place

1. ----- throwing all the air out while pronouncing them with Sukoon.
2. ----- fills the mouth while pronouncing them.
3. Voice bounce back when-----comes with Sukoon.
4. Sound runs for a little while when-----letters comes with Sukoon
5. Sound does not run on-----

Task9

- Complete the letter attributes chart given below
- Sample is shown in the first two rows.
- Practice with Sukoon and then tick on the right column
- Paste it on your cupboard and daily practice any three letters with attributes

Letters	Air flow	Air block	Complete Sound flow	Partial sound flow	Sound block	Sound Bounce	Light	Heavy	Sound compression	No Sound compression
اَ		✓			✓		✓			✓
اِ		✓				✓	✓			✓
اُ										
اَءَ										
اِءَ										
اُءَ										
اَءِ										
اِءِ										
اُءِ										
اَءُ										
اِءُ										
اُءُ										
اَءِءَ										
اِءِءَ										
اُءِءَ										
اَءِءِ										
اِءِءِ										
اُءِءِ										
اَءِءُ										
اِءِءُ										
اُءِءُ										

Note: Kindly use A4 or loose sheets for writing tasks.

- Kindly copy this table on your notebook or cover page of loose sheets and mark a tick () once you are done with the task.
- Please share the evidences of the activities done in the form of student portfolio after the vacations through USB or an official email.
- It may include the pictures, audios and videos of the tasks.

Name: _____		Grade: ___ Sec: ___
Online tasks completion status		
Subject	Tasks	Status