




Subjects	Tasks
English	<p>Note: Note: All the tasks of summer break homework will be done on loose sheets or a separate notebook.</p> <p>Read for ten minutes every day from AIS virtual library by clicking on the following link. <a href="#">PS Virtual Library</a></p> <p>Or you can also read from the book at your home.</p> <p>Handwriting practice of five sentences daily from the book you have read that day on the notebooks or loose sheets.</p> <p>Task 1</p> <ul style="list-style-type: none"> <li>• Reading: Read the passage from the given link and write the correct answers on the notebook/ loose sheet.</li> </ul> <p><a href="https://www.tutoringhour.com/files/reading-comprehension/2nd-grade/penguins.pdf">https://www.tutoringhour.com/files/reading-comprehension/2nd-grade/penguins.pdf</a></p> <ul style="list-style-type: none"> <li>• Creative Writing: Write 10 to 15 lines about a time when you had a happy dream. How did you feel when you woke up? Did you tell anyone about it? What was it about?</li> <li>• Grammar:</li> </ul> <h2 style="text-align: center;">Spring Adjectives</h2>  <p><a href="https://www.education.com/worksheet/article/spring-adjectives/">https://www.education.com/worksheet/article/spring-adjectives/</a></p>

- Hand writing practice:

“Follow a bad deed with a good deed” write this in your notebook five times Or write five sentences daily from the book you have read that day.

### Task 2:

- Reading: Read the story from the given link and answer the questions on the loose sheets or notebooks.

<https://www.tutoringhour.com/files/reading-comprehension/3rd-grade/trip-aquarium.pdf>

- Creative Writing:

Write a story about two friends who go on a journey to find something that one of them lost.

- Grammar

Use the rules of capitalization and punctuation marks in the following sentences.

- a) my favourite subject is english
- b) how far can you run
- c) may I have a drink of water
- d) fatima and omer are siblings

Hand writing task: “The key of Jannah is salah” write this in your notebook five times Or write five sentences daily from the book you have read that day.

### Task 3

- Reading Comprehension

Read the passage from the given link and write the correct answers on the notebook/ loose sheet.

[Grade 1 English | Informational Texts complex for 1st grade \(educationquizzes.com\)](https://www.educationquizzes.com/grade-1/english/informational-texts-complex-for-1st-grade/)

- Grammar: Write the word and its synonym in the notebook or loose sheet from the practice sheet given in the link. Then write the word and its opposite from the same practice sheet on the notebook or loose sheet.

<https://www.education.com/worksheet/article/practice-test-synonyms-antonyms/>

- Creative Writing:

Write a short story about a large group of kids who must work together to achieve one goal.

Some ideas to help you:

- a project that will help the community or needy
- a game
- arranging a bake sale to collect donation for a cause

You can also think of an idea of your own.

- Hand writing practice:  
“No one among you, Eat with left hand” write this in your notebook five times Or write five sentences daily from the book you have read that day.

Task 4:

- Reading comprehension

Read the passage from the given link and write the correct answers on the notebook/ loose sheet.

<https://www.tutoringhour.com/files/reading-comprehension/2nd-grade/the-great-hunter-cat.pdf>

- Creative Writing:

In your opinion, which season do you enjoy the most? What makes it so fantastic?

- Grammar

Write five nouns and use them in sentences. Now try to add an adjective and make your sentence interesting.

- Hand writing practice

“Meet people with good morality” write this in your notebook five times Or write five sentences daily from the book you have read that day.

#### Task 5

- Reading comprehension

Read the passage from the given link and write the correct answers on the notebook/ loose sheet.

<https://www.tutoringhour.com/files/reading-comprehension/2nd-grade/winning-is-not-everything.pdf>

- Creative Writing:

From the story of Will that you have just read from the link above What is the best way to make a new friend? Why do you think the behavior in the story is effective? What would you have done if your classfellow fell during the rain.

- Grammar

<https://www.education.com/worksheet/article/verbs-in-agreement/>

Copy any six sentences in your notebook and choose the correct word from the work sheet to complete the sentence.

- Hand writing practise

“There is no god but Allah” write this in your notebook five times Or write five sentences daily from the book you have read that day.

#### Task 6

- Reading Comprehension

Read the passage from the given link and write the correct answers on the notebook/ loose sheet.

[Elementary School | English Language | Comprehension literacy \(educationquizzes.com\)](http://Elementary_School_english_Language_Comprehension_literacy_educationquizzes.com)

- Creative Writing:

Complete a short story about a boy named Ahmed who was very kind and obedient but one day ....

- Grammar

<https://www.education.com/worksheet/article/irregular-plural-noun-match/>

Find five singular nouns and write their plurals from the worksheet.

- Hand writing practice

“Have knowledge of your deen” write this in your notebook five times Or write five sentences daily from the book you have read that day.

### Task 7

- Reading

<https://www.tutoringhour.com/files/reading-comprehension/3rd-grade/library-learning.pdf>

- Creative Writing

Write the story Learning in Library in the link above in your own words.

- Grammar

<https://www.education.com/worksheet/article/suffixes-job-third/>

Use the following suffixes to make different words. -ful, -ly, -able, -tion

- Hand writing Practise

“We rise by lifting others” write this in your notebook five times Or write five sentences daily from the book you have read that day.

### Topic 1 : Numbers and Place Value

- Task 1: Video

<https://www.youtube.com/watch?v=Paza3Cbdaml&pp=ygUUcGxhY2UgdmFsdWUgZ3JhZGUgMlw%3D>

Math

- Task 2 : Practice the place value . Challenge yourself to the maximum number.

<https://www.topmarks.co.uk/learning-to-count/place-value-basketball>

- Task 3: Written Task (solve the sums on loose sheet or notebook)

1. Continue the sequences:

a. 4, 8, 12, 16, \_\_\_\_\_, \_\_\_\_\_, \_\_\_\_\_

b. 24, 32, 40, \_\_\_\_\_, \_\_\_\_\_, \_\_\_\_\_

c. 900, 800, 700, \_\_\_\_\_, \_\_\_\_\_, \_\_\_\_\_

d. 150, 200, 250, \_\_\_\_\_, \_\_\_\_\_, \_\_\_\_\_

2. Write a number so that each sentence makes sense:

a.  $345 < \underline{\hspace{2cm}}$

b.  $294 > \underline{\hspace{2cm}}$

c.  $833 = \underline{\hspace{2cm}}$

- Task 4: Times tables

Write and learn the times table of 3

---

Topic 2: Addition and Subtraction

- Task 1: Video

<https://www.youtube.com/watch?v=KgZIXq04ee8&pp=ygUQYWRkaXRpb24gZ3JhZGUgMg%3D%3D>

- Task 2 : Practice

[https://www.mathplayground.com/grade\\_2\\_games.html](https://www.mathplayground.com/grade_2_games.html)

- Task 3: Written Task (solve the sums on loose sheet)

a.  $286 + 4 =$  \_\_\_\_\_

b.  $256 - 30 =$  \_\_\_\_\_

c.  $172 + 300 =$  \_\_\_\_\_

2. Calculate the following:

Use the inverse to check the following calculations. Copy the question on the notebook and write correct or incorrect in front of the question. Show the calculation.

a.  $328 + 126 = 456$                       Correct/Incorrect

b.  $267 - 138 = 129$                       Correct/Incorrect

3. Find the sums.

$$\begin{array}{r} 32 \\ + 15 \\ \hline \\ \hline \end{array}$$

$$\begin{array}{r} 44 \\ + 34 \\ \hline \\ \hline \end{array}$$

$$\begin{array}{r} 41 \\ + 10 \\ \hline \\ \hline \end{array}$$

$$\begin{array}{r} 20 \\ + 29 \\ \hline \\ \hline \end{array}$$

$$\begin{array}{r} 62 \\ + 6 \\ \hline \\ \hline \end{array}$$

$$\begin{array}{r} 72 \\ + 26 \\ \hline \\ \hline \end{array}$$

- Task 4 Time tables: Write and learn the times table of 4

### Topic 3 Multiplication and Division

- Task 1: Video

<https://www.youtube.com/watch?v=HSvNV-yqVhM>

- Task 2: Complete the quiz of multiplication in the notebook.

<https://quizizz.com/admin/quiz/5deced21621c0a001b74bed8/basic-multiplication-and-division-grade-2>

- Task 3: Written Task

1. Solve the division sums in the notebook.

Division	
$12 \div 2 =$	$36 \div 4 =$
$16 \div 4 =$	$21 \div 7 =$
$15 \div 3 =$	$45 \div 5 =$
$15 \div 5 =$	$18 \div 2 =$

2. Use your knowledge of the 3, 4 and 8 times tables to complete these calculations:

a.  $\underline{\quad} \times 4 = 32$

c.  $8 \times 6 = \underline{\quad}$

e.  $\underline{\quad} \div 12 = 4$

b.  $3 \times \underline{\quad} = 27$

d.  $33 \div \underline{\quad} = 3$

f.  $40 \div \underline{\quad} = 8$

3. Split these numbers or use a grid method to calculate these:

a.  $24 \times 3 = \underline{\hspace{2cm}}$

c.  $56 \div 4 = \underline{\hspace{2cm}}$

b.  $18 \times 4 = \underline{\hspace{2cm}}$

d.  $48 \div 3 = \underline{\hspace{2cm}}$

- Task 4: Time tables

Write and learn the times table of 5

#### Topic 4 Fractions

- Task 1: Video

<https://m.youtube.com/watch?v=362JVVvgYPE&t=9s>

- Task 2: Online Game

[https://phet.colorado.edu/sims/html/fraction-matcher/latest/fraction-matcher\\_en.html](https://phet.colorado.edu/sims/html/fraction-matcher/latest/fraction-matcher_en.html)



- Task 3: Written (on loose sheets or notebooks)

1. Draw diagrams to show the following fractions.

$$\frac{2}{4}$$

$$\frac{5}{9}$$

$$\frac{3}{10}$$

2. Shade in the squares to represent the fraction  $\frac{7}{10}$



3. Recognize and show equivalent fractions.

4. A cake is divided into 10 slices. Harry takes 2 slices and Emily takes 3. Write what fraction of the cake is left.

5. What fraction of the apples have been grouped together?



- Task 4 time table: Write and learn the times table of 6

Topic 5: Multiplying by 10

- Task 1: Video

<https://youtu.be/Ehd3cgRBvl0>

- Task 2: Online game

[https://www.splashlearn.com/math-skills/third-grade/multiplication-facts/multiply-by-10?replace\\_all=1](https://www.splashlearn.com/math-skills/third-grade/multiplication-facts/multiply-by-10?replace_all=1)

- Task 3: Written Task

1. Solve the following sums by showing change in place values:

$$135 \times 10$$

$$212 \times 10$$

$$323 \times 10$$

$$450 \times 10$$

$$515 \times 10$$

2. Do the following sums.

a)  $42 \times 3$    b)  $23 \times 2$    c)  $50 \times 3$    d)  $24 \times 4$    e)  $33 \times 3$

- Task 4: Times tables

Write and revise the times tables of 6

---

Topic 6: Rounding to 10 and 100

- Task 1: Video

<https://youtu.be/PEXx6N9vgeU>

- Task 2: Online game

<https://www.iknowit.com/lessons/c-rounding-tens-hundreds-9999.html>

- Task 3: Write these numbers on the notebook and round these according to the instructions.

1. Round these numbers to the nearest 10

56, 72, 153, 674, 849

2. Round the numbers to nearest 100

- Task 4: Time tables

Write and learn the times table of 7

---

Topic 7: Time

- Task 1: Video <https://www.youtube.com/watch?v=HrxZWNu72WI>

- Task 2: Project


1. Make your analogue clock at home by using paper plate, marker, chart paper for minute and hour hand and pushpins.

- Task 3: Written task on notebook or loose sheet.

1. Draw the clock on the notebook and then draw the hands on the clocks to show the time.



2:30



9:45

2. Read the calendar and answer the questions.

JANUARY						
S	M	T	W	T	F	S
		1	2	3	4	5
6	7	8	9	10	11	12
13	14	15	16	17	18	19
20	21	22	23	24	25	26
27	28	29	30	31		

- How many days are in January? \_\_\_\_\_
- What day of the week is January 17? \_\_\_\_\_
- How many Mondays are in January? \_\_\_\_\_
- What is the date on the last Friday of the month? \_\_\_\_\_

- Task 4 Time table: Write and revise the times tables 6-7.

### Topic 7: Angles

- Task 1: Video

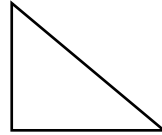
<https://www.youtube.com/watch?v=QwJFFQhuOLO>

- Task 2: online game

<https://www.ixl.com/math/grade-2/acute-right-and-obtuse-angles>

- Task 3: Copy the shapes on the notebooks or loose sheets and follow the instructions.

1. Mark all the Right angles in the given shapes.



2. Identify angles greater, lesser and equal to Right angle.





- Task 4 Time table:

Revise the times table 2-6



Topic 8: Area and Perimeter

- Task 1 Video <https://www.youtube.com/watch?v=0ZxOTHlbgRM>
- Task#2 Written Tasks

1. Find the area of the following shapes.



2 Find the perimeter of the following shapes.



3. Draw a shape with an area of 8 square cm.

- Task 3 Time table: Revise the times table of 7 and write it in the notebook

روزانہ کسی بھی اردو کی کتاب میں سے ۴-۵ سطور کا پی پر خوشخط کریں اور اپنی پسند کی کتاب سے روزانہ ایک پیرا گراف پڑھیں۔ تمام کام ایک کا پی یا شیٹ کے اوپر کریں۔

### پہلا ہفتہ

پہلی سرگرمی: مندرجہ ذیل متن کی پڑھائی کریں۔



یہ اسلم کا گھر ہے۔ وہ اپنے امی، ابو کے ساتھ یہاں رہتا ہے۔ اس گھر میں اس کے دادا، دادی اور بہن، بھائی بھی رہتے ہیں۔ یہ سب آپس میں مل جل کر پیار محبت سے رہتے ہیں اور ایک دوسرے کا خیال رکھتے ہیں۔ اسلم اپنے نانا، نانی سے بھی بہت پیار کرتا ہے۔ وہ سکول سے چھٹیاں ملنے پر دوسرے شہر ان سے ملنے بھی جاتا ہے۔ نانا، نانی کا گھر گاؤں میں ہے۔ ان کے گھر ماموں، ممانی کے بچے بھی ہوتے ہیں۔ سب بچے آپس میں مل کر کھیلتے ہیں۔ خالہ جان کا گھر بھی نانی کے گھر کے پاس ہی ہے۔ اسلم گاؤں جا کر خوب لطف اندوز ہوتا ہے۔

دوسری سرگرمی: متن میں سے ۵ مذکر مونث الگ کر کے خوش خط لکھیں۔

مذکر	مونث

تیسری سرگرمی: تخلیقی لکھائی

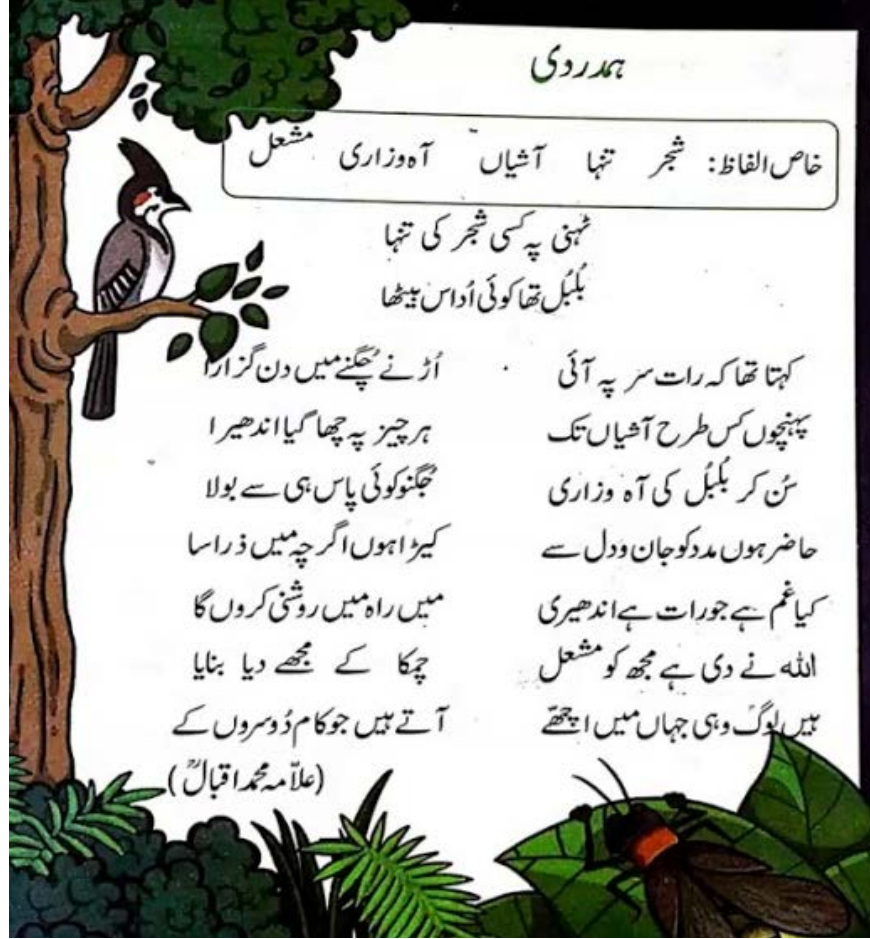
"میرا گھر" کے متعلق ۸ جملوں پر مشتمل پیرا گراف لکھیں۔

Urdu

چوتھی سرگرمی: روزانہ کسی بھی اردو کی کتاب میں سے ۴-۵ سطور کا پی پر خوشخط کریں۔

دوسرا ہفتہ

پہلی سرگرمی: مندرجہ ذیل نظم کی پڑھائی کریں۔



دوسری سرگرمی: علامہ اقبال کی نظم "بچے کی دُعا" خوش خط لکھیں۔

تیسری سرگرمی: نظم "بچے کی دُعا" میں سے ہم آواز الفاظ پر دائرہ لگائیں۔

چوتھی سرگرمی: روزانہ کسی بھی اردو کی کتاب میں سے ۴-۵ سطور کا پی پر خوشخط کریں۔

تیسرا ہفتہ

پہلی سرگرمی: مندرجہ ذیل اخلاقی سبق کو ذہن میں رکھتے ہوئے کہانی پڑھیں۔

## "لاچ بُری بلا ہے"



ایک دفعہ کا ذکر ہے کہ ایک کتا تھا۔ وہ گوشت کا ٹکڑا لیے ایک ندی کے پل سے گزر رہا تھا، اس نے نیچے دیکھا، اُسے ندی کے پانی میں اپنا ہی عکس نظر آیا۔ وہ سمجھا کہ یہ کوئی اور کتا ہے جس کے منہ میں گوشت کا ٹکڑا ہے، کتا بہت لالچی تھا، اس نے دوسرا ٹکڑا بھی حاصل کرنا چاہا، وہ دوسرے کتے پر حملہ کرنے کے لیے بھونکا لیکن وہ تو صرف اس کا عکس تھا، جو نہی اس نے اپنا منہ کھولا، اس کا اپنا ٹکڑا بھی ندی میں گر گیا۔ اب اُس کے پاس کچھ نہ رہا۔ سچ ہے لاچ بُری بلا ہے۔

دوسری سرگرمی: مندرجہ بالا اخلاقی سبق کو ذہن میں رکھتے ہوئے اذ خود کہانی لکھیں۔  
کہانی لکھتے ہوئے کم از کم ۵ فعل کا استعمال کریں۔

تیسری سرگرمی: روزانہ کسی بھی اردو کی کتاب میں سے ۴-۵ سطور کا پی پر خوشخط کریں۔

### چوتھا ہفتہ

پہلی سرگرمی: مندرجہ ذیل اخلاقی سبق کو ذہن میں رکھتے ہوئے کہانی پڑھیں۔

## "غرور کا سر نیچا"

(کچھوے اور خرگوش کی کہانی)



ایک دفعہ کا ذکر ہے کہ کچھوے اور خرگوش میں دوڑ کا مقابلہ ہوتا ہے۔ دوڑ کے آغاز میں ہی خرگوش اپنی تیز رفتاری کی بنا پر کچھوے سے بہت آگے نکل جاتا ہے۔ مگر ہدف پر پہنچنے سے قبل خرگوش کو خیال آتا ہے کہ کچھوے تو ابھی بہت

زیادہ پیچھے ہے، اس لیے اسے کچھ دیر درخت کے سائے میں لیٹ کر سستا لینا چاہیے۔ لہذا وہ آرام کرنے لیتا ہے اور کچھ ہی دیر میں اس کی آنکھ لگ جاتی ہے۔ کچھوا بغیر ر کے آہستہ آہستہ چلتا رہتا ہے، یہاں تک کہ وہ سوئے ہوئے خرگوش سے آگے نکل جاتا ہے اور پھر ہدف تک پہنچ جاتا ہے۔ جب خرگوش کی آنکھ کھلتی ہے اور وہ دوڑ کر ہدف تک پہنچتا ہے تو دیکھتا ہے کہ کچھوا وہاں پہلے سے موجود ہے۔ اس طرح خرگوش اپنی تیز رفتاری کے باوجود یہ دوڑتا رہتا ہے۔

دوسری سرگرمی: مندرجہ بالا اخلاقی سبق کو ذہن میں رکھتے ہوئے اذخود کہانی لکھیں۔  
کہانی لکھتے ہوئے کم از کم ۵ فعل کا استعمال کریں۔

تیسری سرگرمی: روزانہ کسی بھی اردو کی کتاب میں سے ۴-۵ سطور کا پی پر خوشخط کریں۔

- Watch this video to learn the "Days of a week" in Arabic then write them in a neat handwriting on the notebook or loose sheet.

[https://www.youtube.com/watch?v=Rve\\_6-voC70](https://www.youtube.com/watch?v=Rve_6-voC70)

- Read lesson 6 and write 5 words that go with هذا and 5 words which go with هذه (pg. 45-47)
- Read and discuss "Points To Remember" with your parents on page.50-51 .Then write 5 examples of تلك – ذلك (Ref: pg. 52-53)
- Use the following adjectives in the sentences. (Ref: Madinah Arabic Reader1, pg.27)

Arabic

صَغِيرٌ	كَبِيرٌ	طَوِيلٌ	جَدِيدٌ	قَرِيبٌ	بَارِدٌ
حَارٌ	عَنِيٌّ	خَفِيفٌ	جَمِيلٌ	بَعِيدٌ	قَدِيمٌ

- Revise the concept of pronouns by watching these video. Then add the pronouns ك - ي - ه - ها to the following words قَلَمٌ - ابْنٌ - قَلَمٌ - اِسْمٌ يَدٌ - ابْنٌ - قَلَمٌ and write them.

<https://www.youtube.com/watch?v=57NuU2ITZGw>

<https://www.youtube.com/watch?v=TrNzEfiAH2w>

- Listening Skills: To improve the listening skills, listen to the Nasheed أركان الإسلام خمسة after listening write any 10 words.



[https://www.youtube.com/watch?v=vDX5\\_rTynK](https://www.youtube.com/watch?v=vDX5_rTynK)

- Listen to the Nasheed يا مدرستي and write your favorite words. (Any 5 words)

<https://www.youtube.com/watch?v=wrbtmWZuhLw>

- Hand writing practice: Write at least 6 sentences in neat handwriting from the Madinah Arabic Reader1 twice a week.

- Revise the following Ahadith:

١- عَنْ أَنَسٍ، عَنِ النَّبِيِّ صَلَّى اللَّهُ عَلَيْهِ وَسَلَّمَ قَالَ " لَا يُؤْمِنُ أَحَدُكُمْ حَتَّى يُحِبَّ لِأَخِيهِ مَا يُحِبُّ لِنَفْسِهِ "

٢- عن عائشة رضي الله عنها قالت: قال رسول الله صلى الله عليه وسلم: "إن الله يحب (متفق عليه). "الرَّفَقَ فِي الأَمْرِ كُلِّهِ"

٣- عن أبي ذر رضي الله عنه قَالَ: قَالَ رَسُولُ اللَّهِ صَلَّى اللَّهُ عَلَيْهِ وَسَلَّمَ: تَبَسُّمُكَ فِي وَجْهِ أَخِيكَ لَكَ صَدَقَةٌ. (رواه الترمذي)

٤- قَالَ رَسُولُ اللَّهِ صَلَّى اللَّهُ عَلَيْهِ وَسَلَّمَ: أَلَيْسَ مِنَّا مَنْ لَمْ يَرْحَمْ صَغِيرَنَا، وَيُوقِّرْ كَبِيرَنَا. (رواه الترمذي)

1. Recite one page from the Naazrah book 2 page 45-85 daily

2. Make Eid-ul-Adha cards and write Dua upon sighting the crescent moon in beautiful calligraphy. Post them through WhatsApp group to your family and friends.

3. Make a Tajweed colored booklet illustrating the details of the following Topics:

- Throat letters
- Heavy letters
- Hard letters
- Letters emitted from lips
- Huruf-e- Maddah
- Whistling letters
- Ghunnah letters

3: Spot and color the Wao Madd green.

Quran  
Recitation



4: Write down the word analysis of the following word in your Tajweed homework booklet.

بُعْثِرَ نَقْعًا

5: Arrange an event of Qira'at competition. Follow the below-given tasks,

- Invite your parents, cousins and siblings for the event.
- Ask them to prepare Surah Al-Inshirah. to recite in the competition.
- Make gift hampers to award the winners.
- Crowns and badges may be designed to make the event more colorful.
- Food may be served at the end of the event.

Save the recordings of the events and activities in the flash drive.