



AlHuda International School

Grade IV

SUMMER BREAK HOMEWORK

Subjects	Tasks
English	<p>Note: All the tasks of summer break homework will be done on loose sheets or a separate notebook.</p> <p>Read for ten minutes every day from AIS virtual library by clicking on the following link. PS Virtual Library</p> <p>Or you can also read from the book at your home.</p> <p>Handwriting practice of five sentences daily from the book you have read that day.</p> <p>Task 1</p> <p><u>Sentence Making</u></p> <p>Write sentences by using the following phrasal verbs.</p> <p>1- break down 2- carry on about 3- fall apart 4- put up with 5- set forth</p> <p><u>Reading and Handwriting Practice</u></p> <p><u>Instructions:</u> Read the instructional text ‘Habitat – Polar bears in the Arctic’ and copy it on the notebook or loose sheet.</p> <p><u>Script:</u></p>

Polar Bear Fact Sheet

Polar bears live in the Arctic circle, the region that contains the Arctic Ocean. The polar bear is part of the animal family Ursidae. What sets them apart from many other bears is that they are skilled swimmers and able to survive in frigid climates.

Every fall female polar bears build what is called a maternity den, a cave in which they hibernate and birth their young. On average, a polar bear litter is about two cubs.

Polar bear fur is translucent (another word for see-through) and as a result appears to be white. However, as they grow older their fur starts to yellow. Polar bears stay warm due because of their blubber – a thick layer of fat.

As they are carnivores (meat eaters) their diet consists primarily of seals. Polar bears are actually the largest land carnivore in the world.

The most pressing threat to the polar bear population is global warming. Due to the melting of glaciers, much of the polar bear's natural habitat is disappearing. There are under 25,000 polar bears left in the world.



Courtesy of martinday via sxc.hu

Creative writing

Prepare an information page about an animal that interests you.

Ideas to help you:

Find information about it that includes topics like:

- What does it look like?
- Where does it live?
- What does it eat?
- Make your page interesting by including fun facts and pictures of your animal.

Comprehension

Visit the website given below. Read the passage from the given link and write the correct answers on the notebook/ loose sheet.

<https://mrnussbaum.com/abraham-lincoln-s-childhood-reading-comprehension>

Task 2

Reading and Handwriting Practice

Instructions:

- Read the poem 'Changing Seasons' and attempt handwriting practice.

Script:

Changing Seasons

Summer days are here at last,
Days of school are in the past,
Summer skies will turn to grey,
And summer's warmth will fade away,
Autumn comes and leaves fall down,
Winter comes, snow covers the ground,
Spring comes and brings new life,
And ends all of the winter's strife,
All the seasons come and go,

From the summer's heat to the winter's snow...

Katherine Knight

Task 2:

Grammar

Practice your understanding about simile through the online resources. Copy the table on the loose sheet or notebook. The link is given below.

<https://www.englishclub.com/esl-games/vocabulary/matching-similes-1.htm>

Sentence Making

These sentences are really boring and need to be made more interesting! Try adding some adjectives , adverbs or any other part of speech and rewrite the sentence.

- 1- The band played.
- 2- The police searched the park.
- 3- The mouse climbed onto a broom.
- 4- The footballer kicked the ball.
- 5- The man walked up the hill.
- 6- The cat strolled along the wall.

Task 3

Reading and Handwriting Practice

- Read the news report 'Back to earth with a bump!' and attempt handwriting practice of first two paragraphs.

BACK TO EARTH WITH A BUMP!

Reported by Amanda Kelper, Media Correspondent, London

Last week, British astronaut Tim Peake returned home from an incredible six month stay aboard the International Space Station (ISS), alongside his crewmates Yuri Malenchenko and Timothy Kopra. He is the first British astronaut to have lived on the ISS.

The men were launched into space on 15th December 2015. The mission involved conducting experiments, testing out new technology and inspiring the next generation of space travellers. Peake told reporters that the best part of his mission was a spacewalk where he had to make a repair on the space station.

Having circled the planet nearly 3,000 times, the crew returned home to Earth in a capsule, which reached speeds of up to 28,000 kilometres per hour. The touchdown was bumpy due to high winds, however the astronauts landed safely in Kazakhstan, all returning in good health. Having arrived back on solid ground, the astronauts were pulled out of the capsule and carried as their leg muscles were too weak to walk. Whilst sitting in their space suits, the men were checked over by medical staff. During these checks, Peake was asked how it felt to be home, 'The smells of Earth are so strong and it's wonderful to be back in the fresh air.'



Landing with a bump! Tim Peake lands safely in Kazakhstan.

Tim later flew from Kazakhstan to the headquarters of the European Space Agency in Germany where he is getting used to life back on Earth. Scientists are carrying out tests to see how his body has been affected by his time in space.

Peake recently commented on how he'd missed family and friends, and even the rain. Tim said he was now looking forward to spending some quality time with his family. When asked if he'd return to space in the future, he replied, '...in a heartbeat.'

Having been recognised by the Queen for his services to science, Tim is now a CMG, or companion of the order of St Michael and St George. He dedicated this award to his entire team.

Photo courtesy of NASA HQ PHOTO LIBRARY.com | graham.anton.creative commons licence | attribution

Task 2:

Create a newspaper report about a discovery of an ancient artifact.

Ideas to help you:

Your news report must have

- The headline
- Lead sentence
- Important details
- Less important detail
- Conclusion

Task 3: Grammar

Complex sentences

Practice your understanding about complex sentences through the online resources. Copy the sentences that you have made on the notebook or loose sheet. The link is given below.

<https://www.turtlediary.com/game/match-the-phrases-simple-compound-and-complex-sentences.html>

Task 4

Reading and Handwriting Practice

Should Children Be Allowed to Own Pets?

There are many arguments for and against children owning pets. Pets help to keep children company, help to keep children fit, and they also help children to learn new responsibilities. However, pets can be dangerous. They require a lot of maintenance, and they cost a lot of money to be taken care of properly.

The first argument that supports pet ownership by children is that they are good company. When children come home from school, pets are always there to greet them. They love children and are always willing to play. Consequently, children will be less likely to experience loneliness. They will also help to keep children active as they will need to be walked and played with every day.

Secondly, owning a pet encourages children to learn new responsibilities. Pets need to be looked after and be taken care of every day. Children will learn different skills that they can use later in life. For example, washing and feeding pets are essential skills to learn. Learning these responsibilities will ensure that children will be able to look after themselves, and possibly their children one day.

On the other hand, some pets can be dangerous. Some dogs, for example, are inclined to bite, and children may become scared of animals as a result of this happening to them. Cats also look very soft and cuddly, but they do have very sharp claws. If they are treated in the wrong way, cats can use their claws to scratch.

In addition, pets require a great deal of maintenance. Many pets need to be regularly groomed, exercised and bathed. As a result of this, children may neglect their studies because they are too busy worrying about their pet and its wellbeing.

A further argument against pet ownership is that pets are costly; buying food and maintaining their care is expensive. Ultimately, the cost of owning one falls on parents, and as a result, children don't fully understand the responsibility of having one.

In conclusion, there are many arguments for and against pet ownership. Pets help to keep children company, fit, and they also help them to learn new responsibilities. However, pets can be dangerous, they require a lot of maintenance, and they cost a lot of money to be taken care of properly.



Instructions:

- Read the text 'Should children be allowed to own pets?' and attempt handwriting practice of any two paragraphs.

Creative Writing

Persuasive speech writing

Write a persuasive speech on 'You cannot survive on fast food'.

Instructions:

Follow these steps:

- Research the topic
- Gather facts and opinions
- Have three good points you'd like to make in your speech.
- Think about the persuasive language you will use.
- Include a good introduction and conclusion.

Grammar

Apostrophe to show plural possession

Copy the sentences from the link on the loose sheet or notebook. Write correct answer after following the instructions. You will have to choose the right answer online as well to move to the next question.

- <https://www.educationquizzes.com/ks3/english/apostrophes-to-show-plural-possession-01/>
- <https://mrnussbaum.com/not-contractions-online>

Task 5

Reading, Comprehension and Handwriting Practice

Open the link given below. Read the information and answer the questions on loose sheets or notebooks.

Do hand writing practice of first two paragraphs.

<https://mrnussbaum.com/amazon-rainforest-reading-comprehension>

Grammar: Copy the correct sentences on the notebook or loose sheet.

Circle the sentence that correctly uses commas and quotation marks.

Commas go **after** the dialogue, inside the quotation marks.
Commas go **before** quotation marks when introducing dialogue.

1. "You need to do your homework after you clean your room," said dad.
"You need to do your homework after you clean your room" said dad.
"You need to do your homework after you clean your room, said dad."
2. My favorite singer announced. "I'm having a concert on May 1."
My favorite singer announced, "I'm having a concert on May 1."
"My favorite singer announced I'm having a concert on May 1."
3. Simon exclaimed "I can't believe I won the contest!"
Simon exclaimed, "I can't believe I won the contest!"
"Simon exclaimed I can't believe I won the contest!"
4. "If you work hard," my grandfather said, "you will do well in school."
"If you work hard" my grandfather said, "you will do well in school."
"If you work hard," my grandfather said "you will do well in school."

Creative Writing

Design a brochure about your favorite game. It should have a catchy cover to interest the readers.

Math

Topic: 1 Number and problem solving

Task 1: Online Video and Quiz

<https://www.khanacademy.org/math/cc-fourth-grade-math/imp-addition-and-subtraction-2/imp-rounding-whole-numbers/v/rounding-whole-numbers-1?modal=1>

Task 2: Written Task

Rounding

1. Round to the nearest ten.

1. $804 =$ _____ 2. $643 =$ _____ 3. $171 =$ _____

4. $700 =$ _____ 5. $735 =$ _____ 6. $181 =$ _____

2. Round to the nearest hundred.

1. $6,288 =$ _____ 2. $6,934 =$ _____ 3. $2,909 =$ _____

4. $1,177 =$ _____ 5. $5,253 =$ _____ 6. $5,663 =$ _____

Addition and Subtraction

Watch the video and then complete the questions on the notebook or loose sheets.

<https://www.khanacademy.org/math/cc-fourth-grade-math/imp-addition-and-subtraction-2>

1. $6.048 + 8.854 =$ _____

2. $35.38 + 59.94 =$ _____

3. $81.88 + 81.66 =$ _____

4. $31.01 + 46.60 =$ _____

5. $32.91 + 34.08 =$ _____

Find the difference.

Watch the video and then complete the questions on the notebook or loose sheets.

<https://www.ixl.com/math/grade-4/add-two-numbers-up-to-five-digits>

1. $90.0 - 0.026 =$ _____

2. $0.100 - 0.019 =$ _____

3. $0.800 - 0.059 =$ _____

4. $80.0 - 8.7 =$ _____

5. $0.0500 - 0.0078 =$ _____

6. $80.0 - 0.0029 =$ _____

Place Value

5. Write these numbers in words.

1.587452

2.487500

3. 982013

4. 03541

5.001458

Multiplication

- Multiplying and dividing larger numbers

<https://www.youtube.com/watch?v=He6JykJEuCo>

Solve:

1. 8×12

2. 3×11

3. 8×9

4. 4×21

5. 324×4

6. 45×70

7. 50×98

Division

https://www.khanacademy.org/math/arithmetic/arith-review-multiply-divide/arith-review-multi-digit-mult/e/multiplication_4

Visit the website and complete the questions on notebook or loose sheets. You will also write your answer on the web page to move to the next question.

https://www.khanacademy.org/math/arithmetic-home/multiply-divide/mult-digit-div-2/e/division_3

Solve the following

$$6 \overline{)4494}$$

$$5 \overline{)4970}$$

$$8 \overline{)4232}$$

$$3 \overline{)2418}$$

$$9 \overline{)2277}$$

$$4 \overline{)624}$$

$$4 \overline{)1256}$$

$$5 \overline{)2360}$$

$$2 \overline{)486}$$

$$6 \overline{)5676}$$

$$8 \overline{)5344}$$

$$2 \overline{)1868}$$

Times Table

Let's practice 6, 7, 8- and 9-times table through an online quiz:

<https://www.timestables.com/speed-test/>

Topic 2: Measures and problem solving

Task 1: Practice multiplication through an online quiz. Copy the questions on your loose sheet or notebooks and also write the answer.

https://www.mathplayground.com/math_monster_multiplication.html

Watch the video to understand the area and perimeter:

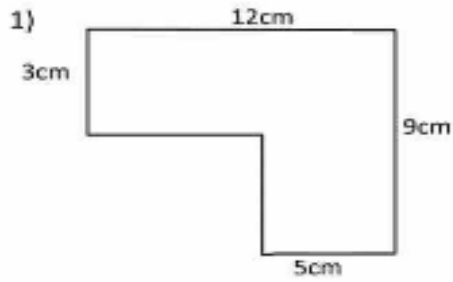
<https://www.khanacademy.org/math/basic-geo/basic-geo-area-and-perimeter/area-formula-intuition/v/transitioning-from-counting-to-multiplying-to-find-area-3rd-grade-khan-academy>

Visit the website and complete the questions on notebook or loose sheets. You will also write your answer on the web page to move to the next question.

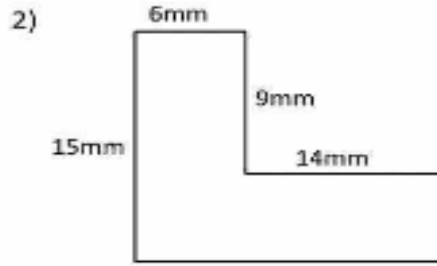
<https://www.khanacademy.org/math/cc-third-grade-math/imp-geometry/imp-area-introduction/e/understand-area>

Task 2: Written work

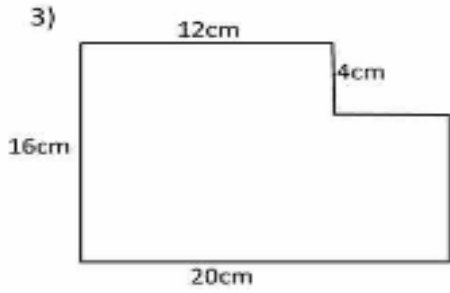
1. Finding the perimeter



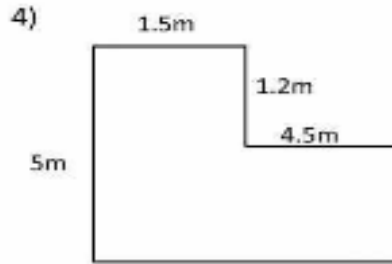
Perimeter = _____ cm



Perimeter = _____ mm




Perimeter = _____ cm





Perimeter = _____ m


2. Find the area

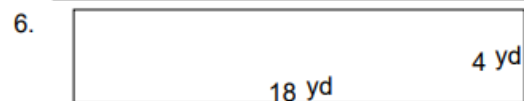












Topic 3 : Time intervals

Online Quiz

Visit the website and complete the questions on notebook or loose sheets. You will also write your answer on the web page to move to the next question.

<https://www.ixl.com/math/grade-3/elapsed-time-find-the-end-time>

Visit the website and complete the questions on notebook or loose sheets. You will also write your answer on the web page to move to the next question.

<https://www.ixl.com/math/grade-3/read-clocks-and-write-times>

Visit the website and complete the questions online. Check the name of the time zone asked in the question and select it from the choices given.

<https://www.ixl.com/math/grade-4/time-zones>

Task 2: Written task

Q1: Convert the time units.

- i. 3,600 sec = _____ hr
- ii. 3 hr = _____ sec
- iii. 3 hr = _____ min
- iv. 330 min = _____ hr
- v. 300 sec = _____ min
- vi. 6 min = _____ sec

Q2. Read the time table and answer the questions

Read the train schedule and answer the questions.

Train Schedule	
From City A to City B	From City B to City A
7:30	8:15
8:40	9:30
9:10	10:20
10:50	11:40

1. If the time now is



(a) when is the next train departing from City A? _____

(b) when is the next train departing from City B? _____

2. If the time now is



(a) when is the next train heading to City A? _____

(b) when is the next train heading to City B? _____

Topic 4 Classifying triangles

Task 1: Let's watch few videos to revise the concept

<https://www.khanacademy.org/math/geometry-home/triangle-properties/geometry-classifying-triangles/v/scalene-isosceles-equilateral-from-angle>

Open the link and write your answers on the notebook to the quiz below:

<https://www.khanacademy.org/math/geometry-home/triangle-properties/geometry-classifying-triangles/e/identifying-triangles-by-angles>

Online Quiz: Look at the questions and write the answers in the notebook or loose sheets. You will have to select a right option online to move to the next question.

<https://www.ixl.com/math/grade-4/scalene-isosceles-and-equilateral-triangles>

Task 2 Written Task

1. Draw all three types of triangles with measurements.

Topic 5 Working with coordinates

Task 1 Let's watch the videos to revise the concepts.

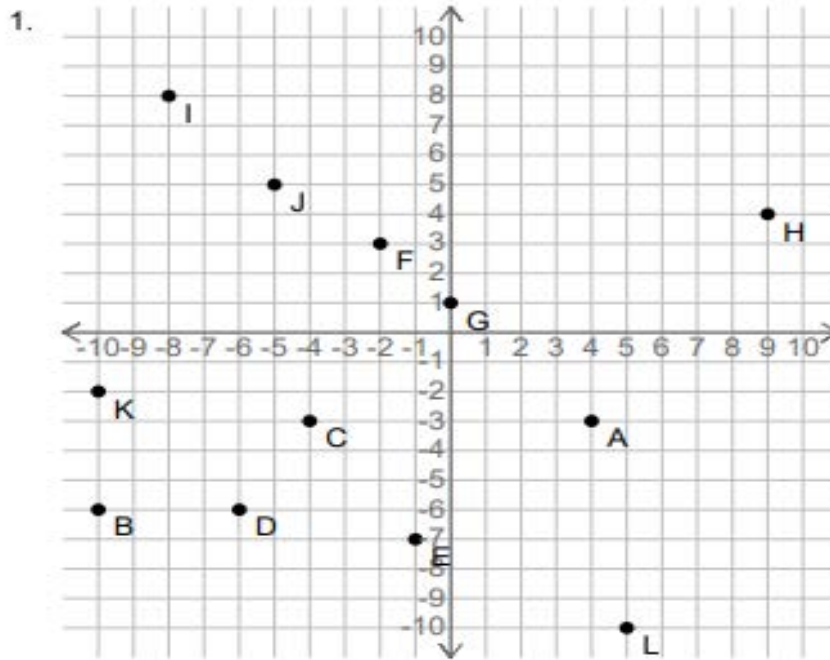
- <https://www.youtube.com/watch?v=qcb-mcREli0>

Practice the coordinates both online and on the notebook or loose sheet. You will need a graph paper for this activity.

- https://www.khanacademy.org/math/basic-geo/basic-geo-coord-plane/coordinate-plane-4-quad/e/identifying_points_1

Task 2: Written task

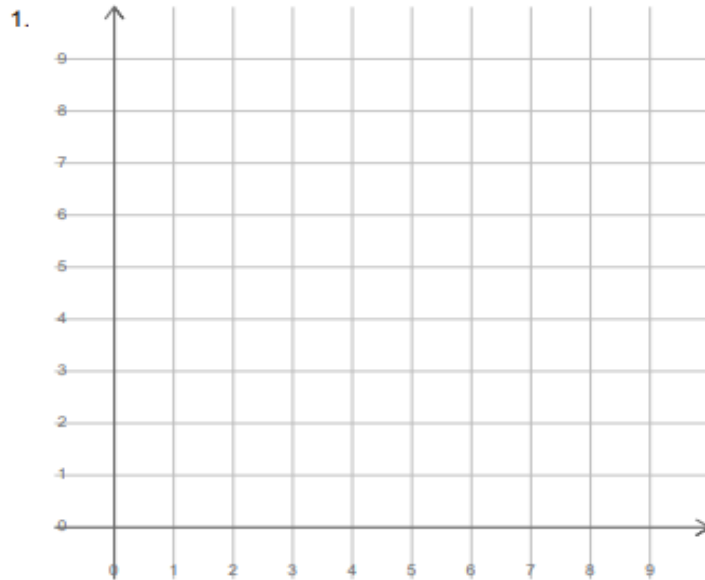
Write down the coordinates of the points shown.



A = _____ B = _____ C = _____

D = _____ E = _____ F = _____

2. Plot the points shown on the grid. (use a graph paper)



$$A = (2, 4)$$

$$B = (1, 8)$$

$$C = (1, 6)$$

$$D = (8, 0)$$

$$E = (5, 5)$$

$$F = (1, 7)$$

Topic 6 Fractions and equivalent fractions

Task 1 Practice the questions online and also copy the questions on the notebook or loose sheet for the links given below.

- <https://www.ixl.com/math/grade-4/identify-equivalent-fractions>
- <https://mrnussbaum.com/fractions-equivalent-fractions-with-pictures-online>

Task 2: Complete the given questions on notebook or loose sheets.

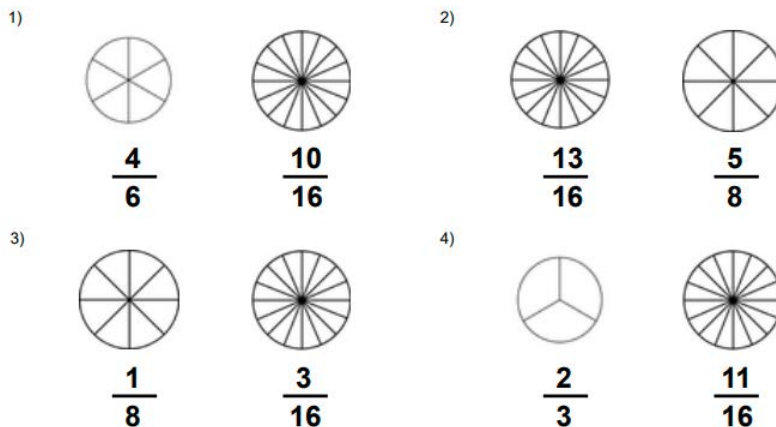
1. Calculate
2. $5/8 + 1/4 =$
3. $7/8 - 3/4 =$
4. $7/12 + 3/4 =$
5. $9/20 - 1/5 =$
6. $23/7 - 8/7 =$

2. Write the equivalent fractions for the following:

1. $1/2$
2. $3/4$
3. $1/5$
4. $1/3$

5. $\frac{4}{5}$

3. Draw these fractions in the notebook or loose sheets. Colour and use the sign $>$, $<$ or $=$ between the fractions.



Topic 7 Ratio and Proportion

Task 1 Online quiz

- <https://www.ixl.com/math/grade-6/do-the-ratios-form-a-proportion>
- <https://www.ixl.com/math/grade-6/use-tape-diagrams-to-solve-ratio-word-problems>
- <https://www.ixl.com/math/grade-6/equivalent-ratios-word-problems>

Task 2 Written task

Use cross multiplication to solve the following proportions.

1. $\frac{1}{\quad} = \frac{6}{60}$

2. $\frac{18}{\quad} = \frac{108}{150}$

3. $\frac{5}{12} = \frac{\quad}{96}$

4. $\frac{3}{5} = \frac{21}{\quad}$

5. $\frac{1}{\quad} = \frac{9}{27}$

6. $\frac{\quad}{2} = \frac{2}{4}$

Topic 8 Data Representation

Task 1

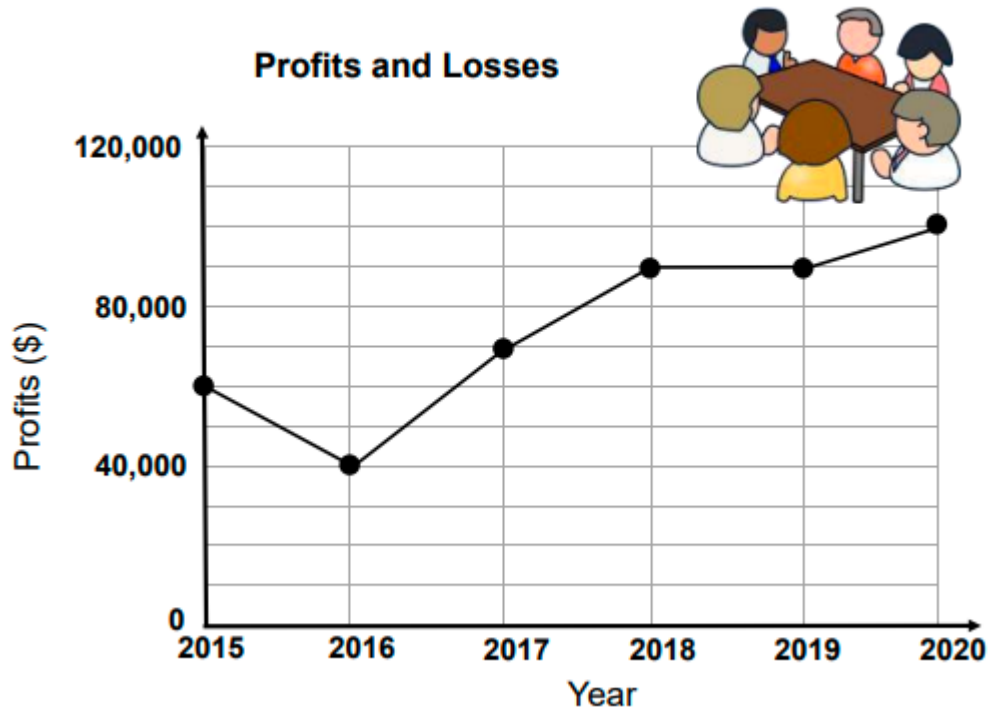
Practice data representation by solving the questions online.

- <https://www.khanacademy.org/math/cc-third-grade-math/represent-and-interpret-data/imp-picture-graphs/e/solving-problems-with-picture-graphs-2>
- <https://www.khanacademy.org/math/early-math/cc-early-math-measure-data-topic/cc-early-math-bar-graphs/e/solving-problems-with-bar-graphs-2>

Task 2 Written work

Read the graph and answer the questions.

The line graph shows the company profits for 6 years.



1. How much did the company earn in 2017? _____
2. How much more did the company earn in 2015 than 2016? _____
3. How many years did the company earn less than \$80,000? _____
4. In which years did the company earn the same amount? _____
5. Between which years had the greatest increase in profits? _____
6. What is the total profit over the six-year period? _____

Recall how to meet and greet in Arabic by watching the video on the given link.

طَرِيقَةُ التَّعَرُّفِ بِاللُّغَةِ الْعَرَبِيَّةِ عَنْ طَرِيقِ الْجَوَارِ

<https://www.youtube.com/watch?v=okOOqKv1mfE>

- Comprehension:

1-Watch the story carefully on the given link then write the answers of the following questions on a loose sheet.

<https://www.youtube.com/watch?v=YLST14sxlLE&t=524s>

- Comprehension Questions

1-Make three sentences of the Phrase كُلَّ يَوْمٍ

2-What is the name of monkey and bear in the story?

3-Write 8 verbs used in the story.

4-Add لا to all the verbs used in the story and write them.

5-Write verbal sentences from the story.

6-What question words are used in the story.

- Watch the story carefully on the given link then write the answers of the following questions.

<https://www.youtube.com/watch?v=zOVV30k8DUu>

Comprehension Questions

1-Write the names of the Characters of the story

2-Write the superlative degree used in the story like أَكْبَرُ

3- Write the meanings of these words كَانَ هُنَاكَ - فِي الْعَابَةِ - مِنْ نَوْمِهِ - يَبْكِي

4-How many verbs are used in the story?

5-What is the difference between أَرْنَبٌ and الْأَرْنَبُ?

6-Write is the Arabic verb used for “she said”?

7-What is the dual form of verbs قَالَ - ذَهَبَ

Creative Writing:

1-Write at least 3 sentences of the following topics: الْقَلَمُ and الْحَقِيبَةُ (bag and pen) with the help of given words.

هذا - جميل - قلم - كبير
على - الطاولة - قلمك
قلمي اسود - في -

2- 2-Make the sentences of the following words.

الإسلام	المَدْرَسَة	الطُّلَّاب	مُجْتَهِدٌ	العِلْمُ نور
الطَّالِبَة	الطَّالِبَات	اللُّغَة العَرَبِيَّة	سورة الفجر	حَقِيْبَتُكَ
غفور رحيم	جَدِيْدٌ	خُبْرٌ	الشَّاي	أَحْسَنُ طَالِبٍ

3- 3-Make the sentences of the given verbs.

دَخَلَ He entered	دَهَبَتْ She went	أَكَلَتْ She ate	غَسَلَتْ She washed	ضَرَبَ He beaten
دَخَلْنَ They all entered (f)	حَفِظْتُ I memorized	قَرَأْتُ I read	شَرِبَ He drank	سَمِعَ He listened
قَالَ He said	جَلَسَ He sat	جَلَسَتْ She sat	رَجَعَ He returned	حَفِظَ He memorized

Reading:

Read the following stories with the help of the given link.

<https://3asafeer.com/>



- Write the plurals of the given words. Ref: Madinah Arabic Book 3, pg.60

مَجَلَّة	الطَّالِبَةُ	جَدِيدٌ	بِنْتُ	زَمِيلَةٌ
سُورَةٌ	كَلِمَةٌ	عِمَارَةٌ	رَاكِبٌ	سِنٌّ

- Read page 51 and 52 then write all the verbal sentences **الجملة الفعلية**

❖ Project:

- Choose the verbs from the Madinah Arabic Reader 3 then make a beautiful booklet "My Arabic Verbs' Book". You may draw or paste the pictures related to the verb. Write a sentence with each verb.

- Hand Writing Practice:

Write ten sentences from each lesson (lesson 1-6) twice a week in neat hand writing.

- Hadith Memorization:

١- عَنْ أَبِي هُرَيْرَةَ، عَنِ النَّبِيِّ صَلَّى اللَّهُ عَلَيْهِ وَسَلَّمَ قَالَ " يُسَلِّمُ الصَّغِيرُ عَلَى الْكَبِيرِ، وَالْمَارُّ عَلَى الْقَاعِدِ، وَالْقَلِيلُ عَلَى الْكَثِيرِ ". (رواه البخاري)

٢- عَنْ أَبِي هُرَيْرَةَ، عَنِ النَّبِيِّ صَلَّى اللَّهُ عَلَيْهِ وَسَلَّمَ قَالَ رَسُولُ اللَّهِ صَلَّى اللَّهُ عَلَيْهِ وَسَلَّمَ " كَفَى بِالْمَرْءِ كَذِبًا أَنْ يُحَدِّثَ بِكُلِّ مَا سَمِعَ " (رَوَاهُ مُسْلِمٌ)

٣- عَنْ أَبِي هُرَيْرَةَ، عَنِ النَّبِيِّ صَلَّى اللَّهُ عَلَيْهِ وَسَلَّمَ قَالَ رَسُولُ اللَّهِ صَلَّى اللَّهُ عَلَيْهِ وَسَلَّمَ " مَنْ صَامَ رَمَضَانَ إِيمَانًا وَاحْتِسَابًا غُفِرَ لَهُ مَا تَقَدَّمَ مِنْ ذَنْبِهِ (متفق عليه)

٤- عَنْ أَبِي هُرَيْرَةَ، قَالَ جَاءَ رَجُلٌ إِلَى رَسُولِ اللَّهِ صَلَّى اللَّهُ عَلَيْهِ وَسَلَّمَ فَقَالَ مَنْ أَحَقُّ النَّاسِ بِحُسْنِ صَحَابَتِي قَالَ " أُمَّكَ " . قَالَ ثُمَّ مَنْ قَالَ " ثُمَّ أُمَّكَ " . قَالَ ثُمَّ مَنْ قَالَ " ثُمَّ أُمَّكَ " . (رواه المسلم)

Urdu

پہلا ہفتہ

حصہ پڑھائی:

- سبق "جب ہر چیز سونا بن گی" صفحہ 88، 89، 90 کی پڑھائی کریں۔

حصہ گرامر:

• ویڈیو کو دیکھنے کے بعد اپنے گھر کی دس واحد چیزوں کے جمع loose sheet پر لکھیں۔
تخلیقی لکھائی:

• انٹرنیٹ کے پانچ فوائد اور پانچ نقصانات loose sheet پر لکھیں۔
حصہ خوشخطی:

• شو شوں، نقطوں اور صاف لکھائی کا خیال رکھتے ہوئے مندرجہ ذیل پیرا گراف کو چار loose sheet پر خوش خط لکھیں۔

• کسی جھیل کے کنارے ایک مینڈکی کا بل تھا، جو بے حد خوبصورت اور صاف ستھرا تھا۔ اس جھیل کے کنارے ایک پہاڑی تھی جس پر چیونٹیوں کے بہت سے بل تھے۔ جن میں وہ سارا دن اپنے لیے کھانا جمع کرتی تھیں۔

دوسرا ہفتہ

حصہ پڑھائی:

• نظم "پہاڑ اور گلہری" صفحہ نمبر 59 کی پڑھائی کریں۔

حصہ تخلیقی لکھائی:

<https://youtu.be/P4FkKpMnq14>

• مندرجہ بالا کہانی سننے کے بعد اپنے الفاظ میں loose sheet پر لکھیں اور یہ بھی بتائیں کہ یہ کہانی کی کون سی قسم ہے؟

حصہ گرامر:

• ویڈیو کو دیکھنے کے بعد سوبُ اردو صفحہ نمبر 60 مکمل کریں۔

<https://youtu.be/7AzO1okVrBA>

حصہ خوشخطی:

• مندرجہ ذیل پیرا گراف کو loose sheet چار بار خوش خط لکھیں۔

• جو کچھ ہمارے ارد گرد ہے، وہ "ماحول" ہے۔ ہمارا گھر، مدرسہ، علاقہ، محلہ اور شہر، یہ سب ہمارے ماحول کا حصہ ہیں۔ زمین، آسمان اور فضا جس میں ہم سانس لیتے ہیں وہ بھی ہمارے ماحول کا حصہ ہیں۔

تیسرا ہفتہ

حصہ پڑھائی:

• نظم "میں کیا بنوں گا" صفحہ نمبر 75 کی پڑھائی کریں۔

جملہ سازی:

• مندرجہ ذیل الفاظ کے جملے loose sheet پر بنائیں۔

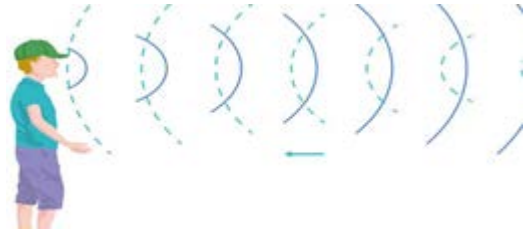
• قدرت، قدردان، شرمندگی، امن، امانت

حصہ گرامر:

• مندرجہ ذیل ویڈیو کو دیکھیں اور ہم آواز الفاظ بنائیں۔

<https://youtu.be/QKBNJfCh8I>

• پیارے بچو ہم آواز الفاظ ایسے الفاظ کو کہتے ہیں، جن کی آواز ایک جیسی ہو جیسے شام، کام، نام وغیرہ۔



• آئیے اب مندرجہ ذیل الفاظ کے ہم آواز بناتے ہیں۔ اور انھیں loose sheet پر لکھتے ہیں۔



حصہ تخلیقی لکھائی:

- آپ نے اپنا رمضان کیسے گزارا، کون کون سی نیکیاں کمائیں؟ روزے داروں کا خیال کیسے رکھا؟ دس سطور کا مضمون loose Sheet پر صاف لکھائی میں لکھیں۔

حصہ خوش خطی:

- شوشوں، نقطوں اور صاف لکھائی کا خیال رکھتے ہوئے مندرجہ ذیل پیرا گراف کو چار بار loose sheet خوش خط لکھیں۔
- دانتوں کی پائیداری کے لیے ضروری ہے کہ ہم کھانے پینے میں احتیاط کریں۔ دودھ اور ہرے پتوں والی سبزیاں دانتوں کے لیے مفید ہیں۔ میٹھی، کھٹی اور سخت چیزوں کا استعمال کم کر کے ہم اپنے دانت مضبوط، چمک دار اور خوبصورت رکھ سکتے ہیں۔

چوتھا ہفتہ

حصہ پڑھائی:

- مندرجہ ذیل پیرا گراف کی پڑھائی کریں۔



آمنہ، فریال اور انس، تینوں بہن بھائی بیٹھے سیر کا منصوبہ بنا رہے تھے۔
 ”چڑیا گھر چلتے ہیں۔“ آمنہ نے مشورہ دیا۔

”اُدھ! ہم تو جوئے لینڈ جائیں گے۔“ انس نے منہ بنایا۔
 فریال خاموش بیٹھی تھی، اُسے کچھ سوجھ نہیں رہا تھا۔ اتنے میں بابا
 جان، دفتر سے آگئے۔ تینوں بچے، باپ سے لپٹ گئے اور
 کہیں جانے کی فرمائش کر ڈالی۔ اُنہوں نے مسکرا کر ہابی
 بھر لی اور وعدہ کیا کہ اتوار کو اُنہیں چڑیا گھر کی سیر
 کرانے لے جائیں گے۔

اتوار کی صبح ناشتے سے فارغ ہو کر بچے، اماں ابا
 کے ہمراہ گھر سے نکلے۔ شہر کی مصروف ترین شاہ راہ پر پہنچ
 کر بابا نے گاڑی روک لی۔ فریال نے ادھر ادھر دیکھا۔
 سڑک خالی تھی۔ اُس نے کہا:

”بابا جان! آپ نے گاڑی کیوں روکی ہے؟“

”وہ دیکھو بیٹا، سامنے آپ کو ایک کھمبا نظر آ رہا ہے نا...“

اُس پر تین رنگوں کی بتیاں لگی ہیں۔ کھمبے پر سُرخی جتی روشن ہے۔

اس کا مطلب ہے کہ رُک جائیں۔ دیکھو تھوڑی دیر کے لیے زرد جتی روشن ہوئی ہے تاکہ گاڑیاں چلنے کے لیے تیار ہو جائیں
 اور اب سبز رنگ کی جتی روشن ہونے سے ہماری گاڑی چل دی ہے۔“ بابا کی بجائے اماں نے بچوں کو سمجھایا۔

حصہ تخلیقی لکھائی:

- آج کل گھر میں رہتے ہوئے آپ اپنا وقت کیسے گزارتے ہیں اور کون کون سے سیکھنے اور سکھانے کے کام کر رہے ہیں۔ کم
 از کم تین پیرا گراف، صاف لکھائی میں loose sheet پر لکھیں۔

حصہ گرامر

- مندرجہ ذیل ویڈیو دیکھنے کے بعد خالی جگہیں اسم ضمیر لگا کر loose sheet پر پُر کریں۔

https://www.youtube.com/watch?v=v_Ef

[index=25&list=PL7MtgyJE0qDEaJQdUdVMY1adlFFzt8LS7&J-MqAZc](https://www.youtube.com/watch?v=v_Ef&list=PL7MtgyJE0qDEaJQdUdVMY1adlFFzt8LS7&J-MqAZc)

- اے اللہ _____ دلوں کا حال جانتا ہے۔
- علی آیا اور _____ نے دیر سے آنے کی وجہ بتائی۔
- عالیہ بھلکڑ ہے۔ _____ وہ ہر بات بھول جاتی ہے۔
- اُستانی نے بچوں سے کہا: " _____ وقت ضائع نہیں کرنا چاہیے۔ "
- میں آمنہ ہوں، _____ اللہ نے بہت سی نعمتوں سے نوازا ہے۔
- عالیہ نے کہا: _____ گھر خوبصورت ہو۔
- قائد اعظم بڑے رہنما تھے، _____ پر سب پاکستانی فخر کرتے ہیں۔

حصہ خوش خطی:

- شوشوں، نقطوں اور صاف لکھائی کا خیال رکھتے ہوئے مندرجہ ذیل پیرا گراف کو چار بار loose sheet پر خوش خط لکھیں۔
- کچھ پرندے ایسے بھی ہیں جو مردار خور ہیں۔ گدھ اُن میں سے ایک ہے، جہاں کہیں آپ کو گدھوں کے غول نظر آئیں، تو آپ سمجھ جائیں کہ وہاں کوئی مردہ جانور پڑا ہے۔ زیادہ تر پرندوں کی خوراک اناج، پھلوں کے مغز اور بیج ہیں۔

Task 1:



Quran Recitation

Select the options from the below-mentioned manners of recitation which you were not aware of before.

1. Making ablution
2. Sitting nicely
3. Recite Ta'awuzz and Basmallah in the beginning
4. Recite the words of Allah humbly

5. Turn the pages of Qur'an softly and respectfully

1. Hope you are following all of them 😊



Share these Manners with your family members.

Task 2:

2.  Make a Du'a check list

- Read Du'a for forgiveness of deceased daily from your Du'a book and mark it on Du'a check list
- Sample is given

Dua check list							
	Monday	Tuesday	Wednesday	Thursday	Friday	Saturday	Sunday
27.5.2021	Done ★						
28.5.2021							
29.5.2021							
30.5.2021							
31.5.2021							
1.6.2021							
2.6.2021							

• Task 3:

- Kindly listen to Surah Al-Fatihah by selecting your favorite Reciter by clicking this link and try to follow him
http://quran.ksu.edu.sa/index.php?l=en#aya=92_1&m=hafs&qaree=ayman&trans=en_sh

[an&trans=en sh](http://quran.ksu.edu.sa/index.php?l=en#aya=92_1&m=hafs&qaree=ayman&trans=en_sh))



Record your Recitation after practice and send it to one of your grandparents.

Task 4:

Long Vowels (2 counts)		
Symbol	Example	Sound
اَ	بَا قَالَ	aa
يَ	بِي فِيهِ	ee
وُ	بُو أَعُوذُ	oo

Practice the long vowels



Find some more examples from Surah Al-Lail underline them with green color pencil and teach the topic to your Baba or Mama.

Task 5:

Solve the quiz

- Which letter has complete sound and air flow?
 - أَفْ
 - أَحْ
 - Both
- Which letter has sound and air blockage?
 - آءْ
 - أَكْ
 - None
- أَشْنُ say the letter and tick the attributes related to it
 - Spreading
 - Air blockage

- Air flow
- Bounce

4. What does Madd mean?

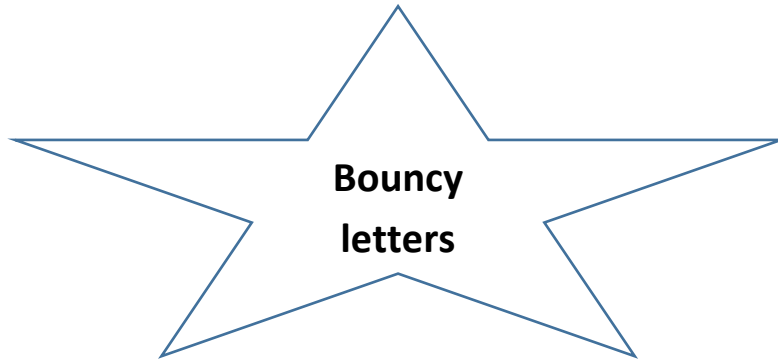
- To stretch
- To short
- To break
- None of them

5. Which letter is not a permanent heavy letter?

- ط
- ض
- خ
- ر

Task 6:

- Draw the star on your notebook or loose sheet .Write Bouncy letters on each corner and complete the bouncy star.



Task 7:

- Recite the verses of Surah Al-Baqarah verses 130-141
- Underline all heavy letters and practice them loudly
- Select any 5 difficult words for word breakup/ blending and Word analysis to be done in your Tajweed homework booklet or diary.

Task8:

فَحَنَّهُ شَخْصٌ سَكَّتْ

لَيْنُ عَمْرُ

أَجْدُ قَطٍ بَكَتُ

قَطْبُ جَدٍ

خُصَّ ضَعَطُ قِظٍ

Choose the above mentioned Mnemonics and fill in the correct place

1. ----- throwing all the air out while pronouncing them with Sukoon.
2. ----- fills the mouth while pronouncing them.
3. Voice bounce back when-----comes with Sukoon.
4. Sound runs for a little while when-----letters comes with Sukoon
5. Sound does not run on-----

Task9

- Complete the letter attributes chart given below
- Sample is shown in the first two rows.
- Practice with Sukoon and then tick on the right column
- Paste it on your cupboard and daily practice any three letters with attributes

Letters	Air flow	Air block	Complete Sound flow	Partial sound flow	Sound block	Sound Bounce	Light	Heavy	Sound compression	No Sound compression
اَ		✓			✓		✓			✓
اِ		✓				✓	✓			✓
اُ										
اَءَ										
اِءَ										
اُءَ										
اَءِ										
اِءِ										
اُءِ										
اَءُ										
اِءُ										
اُءُ										
اَءِءَ										
اِءِءَ										
اُءِءَ										
اَءِءِ										
اِءِءِ										
اُءِءِ										
اَءِءُ										
اِءِءُ										
اُءِءُ										